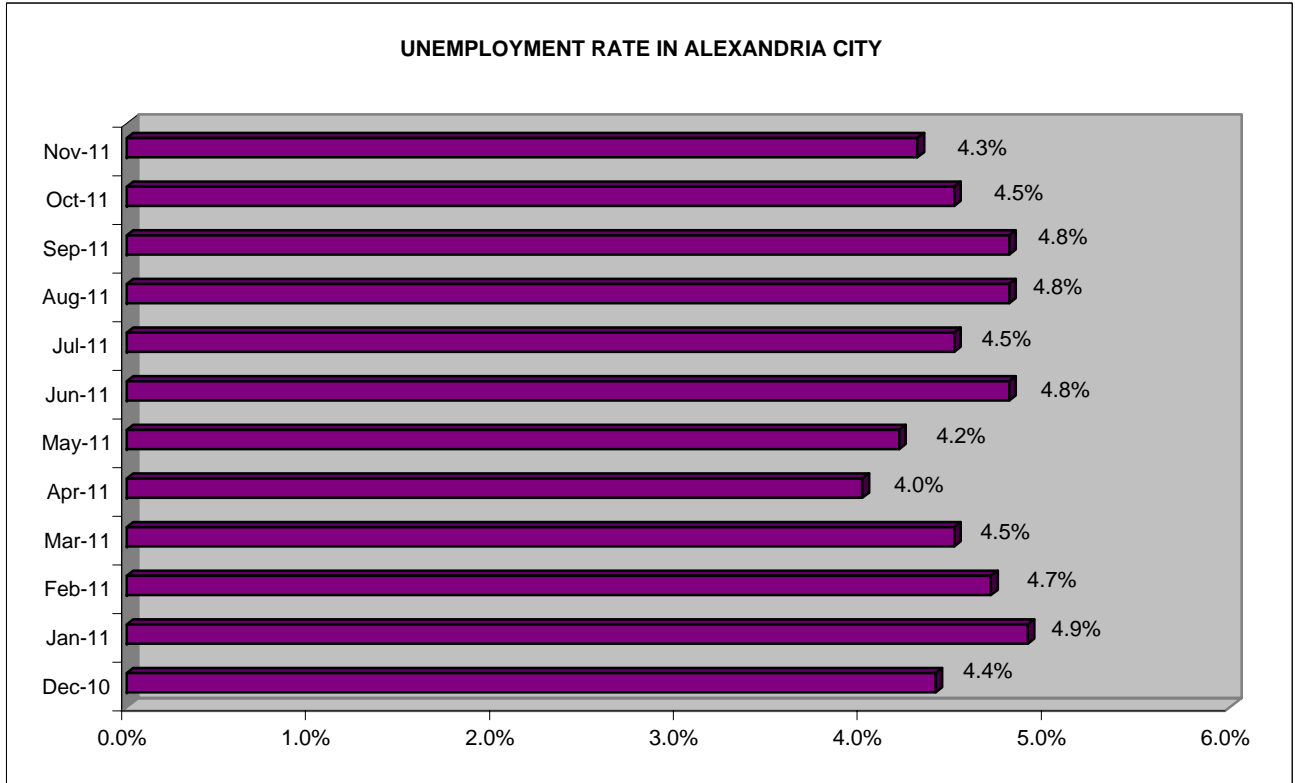


| UNEMPLOYMENT IN ALEXANDRIA CITY: Monthly | | | | | | | | | | | |
|--|--------|--------|--------|--------|--------|--------|--------|--------|--------|--------|--------|
| Dec-10 | Jan-11 | Feb-11 | Mar-11 | Apr-11 | May-11 | Jun-11 | Jul-11 | Aug-11 | Sep-11 | Oct-11 | Nov-11 |
| 4.4% | 4.9% | 4.7% | 4.5% | 4.0% | 4.2% | 4.8% | 4.5% | 4.8% | 4.8% | 4.5% | 4.3% |

| EMPLOYMENT AND UNEMPLOYMENT IN ALEXANDRIA CITY | | | | | | | | | | | |
|--|--------|--------|--------|--------|--------|--------|--------|--------|--------|--------|--------|
| Jun-11 | | Jul-11 | | Aug-11 | | Sep-11 | | Oct-11 | | Nov-11 | |
| Emp. | Unemp. | Emp. | Unemp. | Emp. | Unemp. | Emp. | Unemp. | Emp. | Unemp. | Emp. | Unemp. |
| 93,771 | 4,679 | 94,928 | 4,439 | 93,639 | 4,735 | 93,805 | 4,715 | 94,206 | 4,414 | 94,420 | 4,218 |

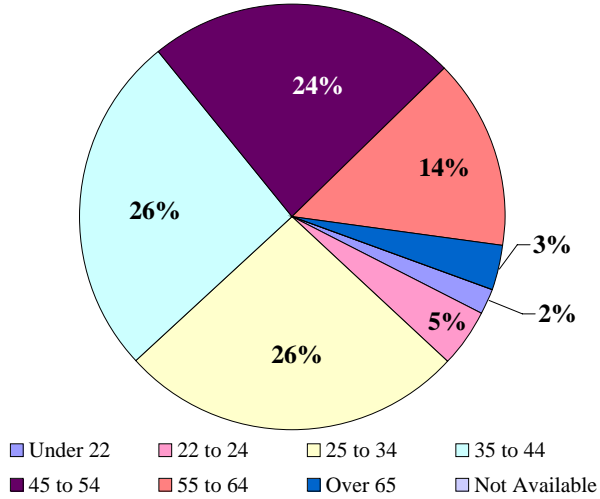


Characteristics of the Insured Unemployed

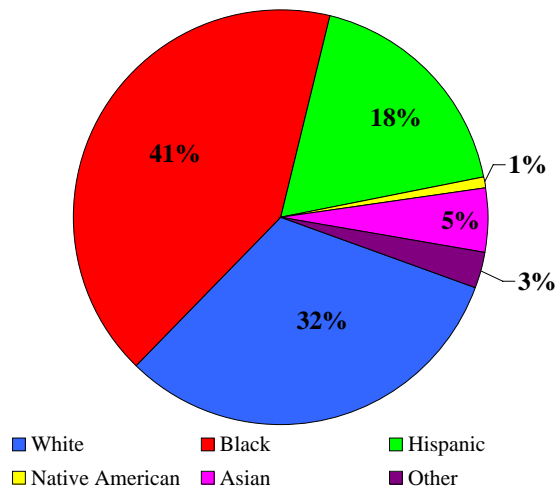
Alexandria City, November 2011

Civilian Workforce: 98,638 **Unemployed:** 4.3% **Unemployment by Gender:** Male: 52% Female: 48%

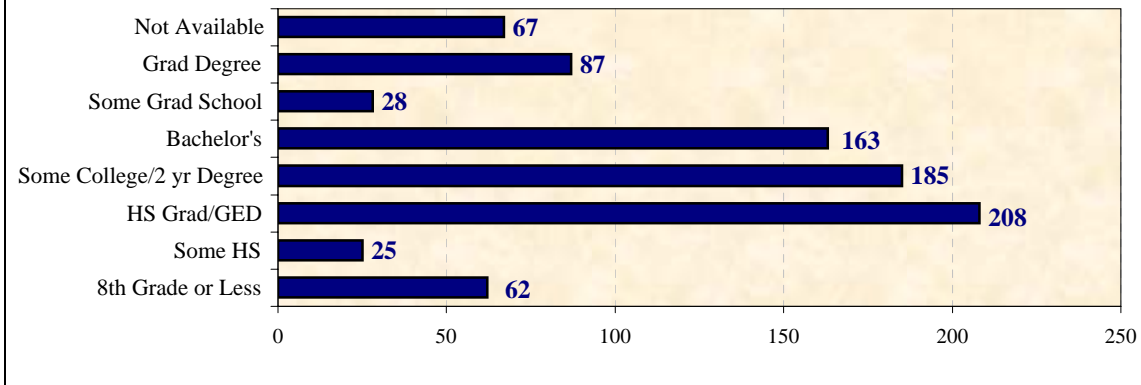
Unemployment by Age



Unemployment by Race



Unemployment by Educational Attainment



Source: Virginia Employment Commission
 Compiled by: Virginia Economic Bridge, January 2012