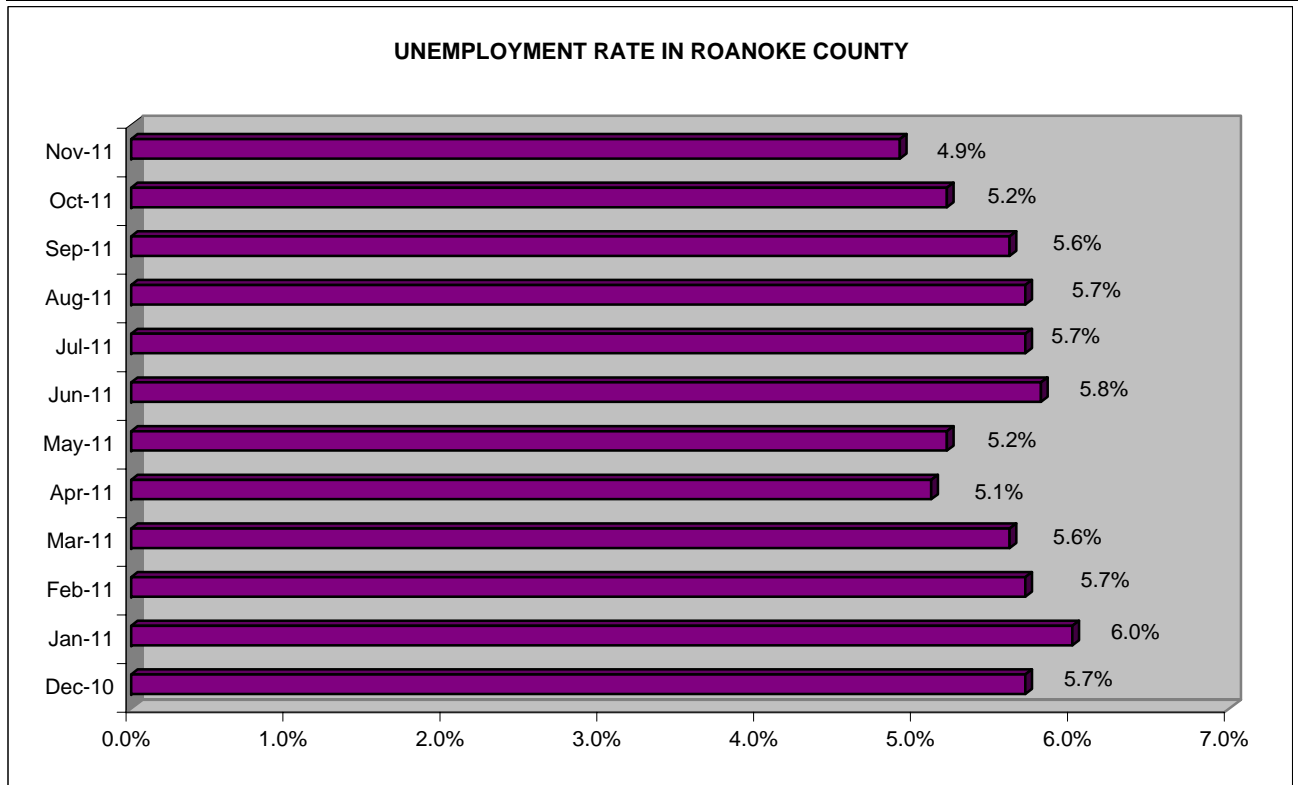


UNEMPLOYMENT IN ROANOKE COUNTY: Monthly											
Dec-10	Jan-11	Feb-11	Mar-11	Apr-11	May-11	Jun-11	Jul-11	Aug-11	Sep-11	Oct-11	Nov-11
5.7%	6.0%	5.7%	5.6%	5.1%	5.2%	5.8%	5.7%	5.7%	5.6%	5.2%	4.9%

EMPLOYMENT AND UNEMPLOYMENT IN ROANOKE COUNTY											
Jun-11		Jul-11		Aug-11		Sep-11		Oct-11		Nov-11	
Emp.	Unemp.	Emp.	Unemp.	Emp.	Unemp.	Emp.	Unemp.	Emp.	Unemp.	Emp.	Unemp.
46,869	2,863	46,604	2,807	47,211	2,867	47,200	2,805	47,208	2,572	47,247	2,427



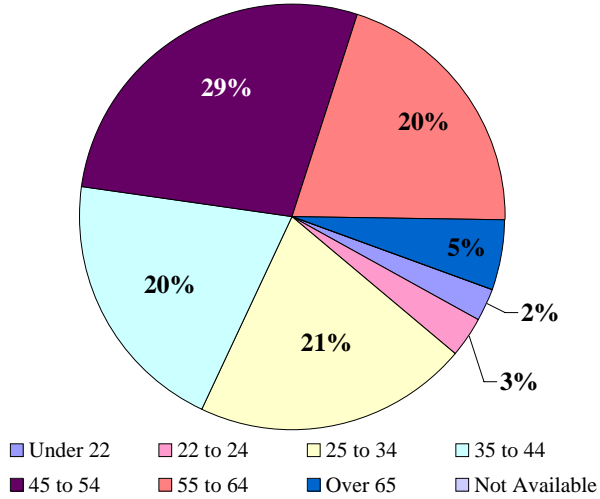
## Characteristics of the Insured Unemployed

**Roanoke County, November 2011**

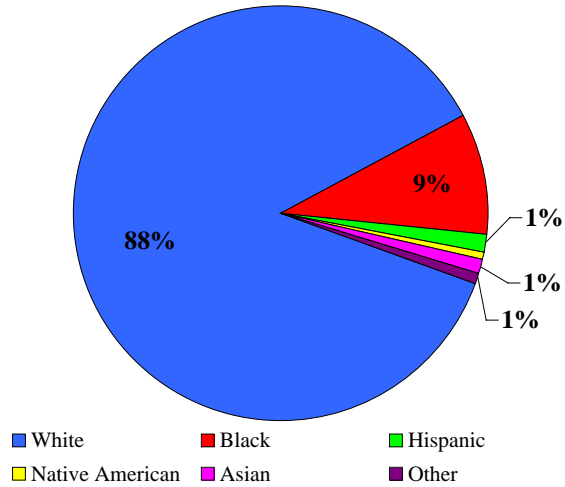
**Civilian Workforce:** 49,674    **Unemployed:** 4.9%

**Unemployment by Gender:** Male: 50%    Female: 50%

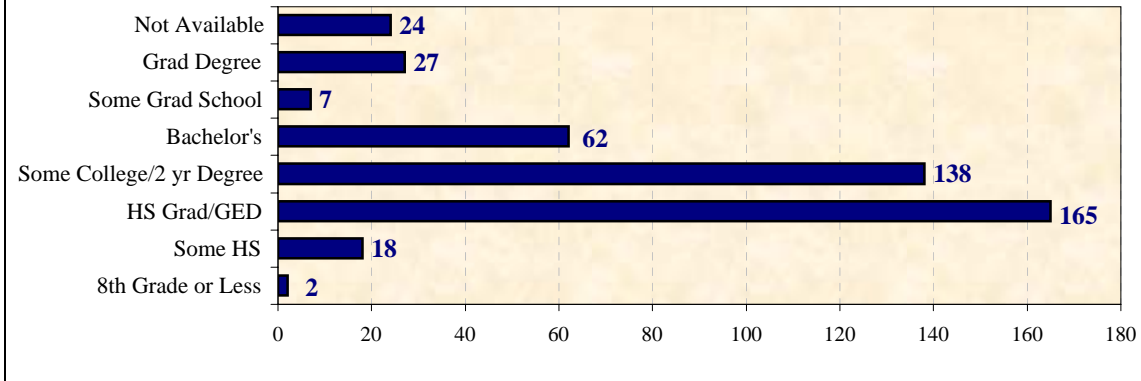
**Unemployment by Age**



**Unemployment by Race**



**Unemployment by Educational Attainment**



Source: Virginia Employment Commission

Compiled by: Virginia Economic Bridge, January 2012