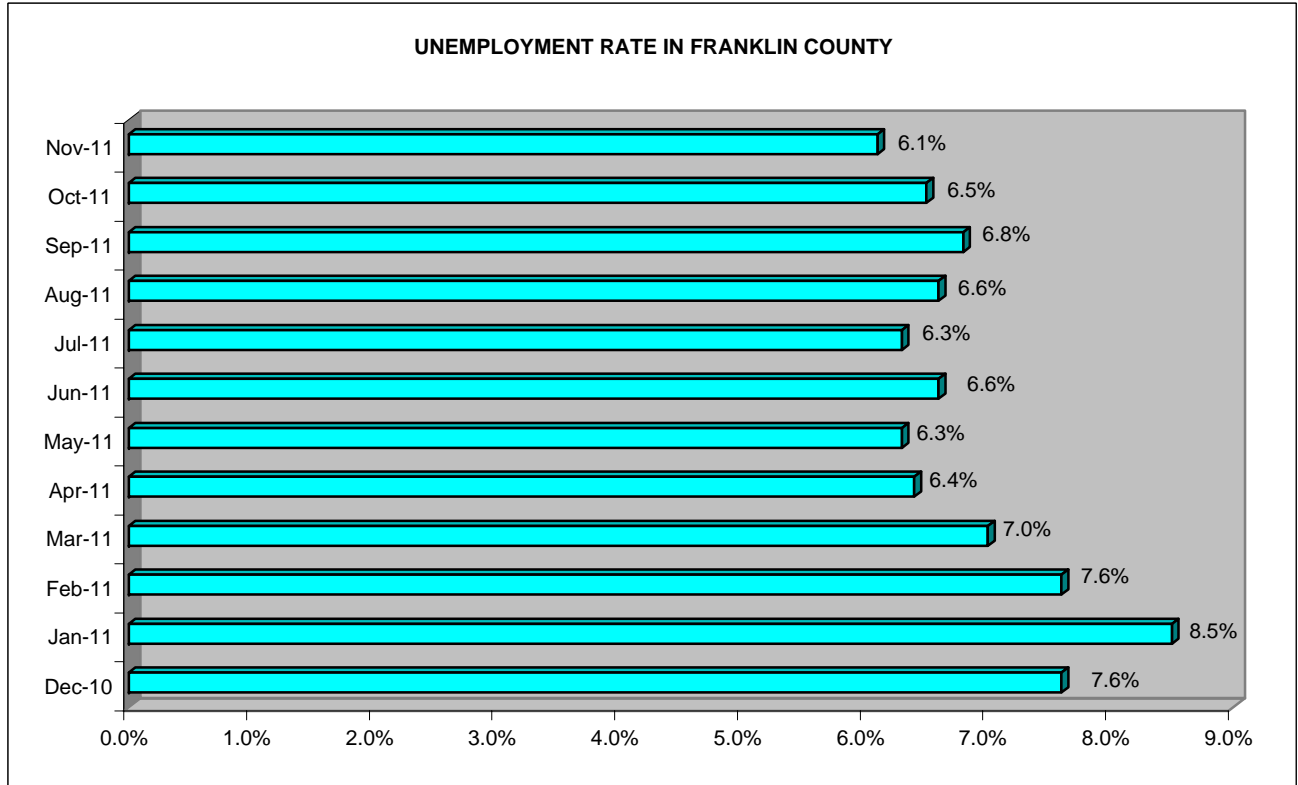


UNEMPLOYMENT IN FRANKLIN COUNTY: Monthly											
Dec-10	Jan-11	Feb-11	Mar-11	Apr-11	May-11	Jun-11	Jul-11	Aug-11	Sep-11	Oct-11	Nov-11
7.6%	8.5%	7.6%	7.0%	6.4%	6.3%	6.6%	6.3%	6.6%	6.8%	6.5%	6.1%

EMPLOYMENT AND UNEMPLOYMENT IN FRANKLIN COUNTY											
Jun-11		Jul-11		Aug-11		Sep-11		Oct-11		Nov-11	
Emp.	Unemp.	Emp.	Unemp.	Emp.	Unemp.	Emp.	Unemp.	Emp.	Unemp.	Emp.	Unemp.
25,265	1,796	25,122	1,699	25,449	1,808	25,443	1,851	25,447	1,756	25,469	1,666



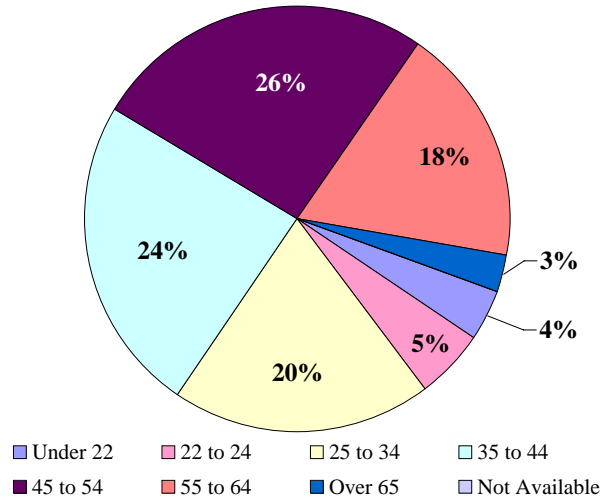
Characteristics of the Insured Unemployed

Franklin County, November 2011

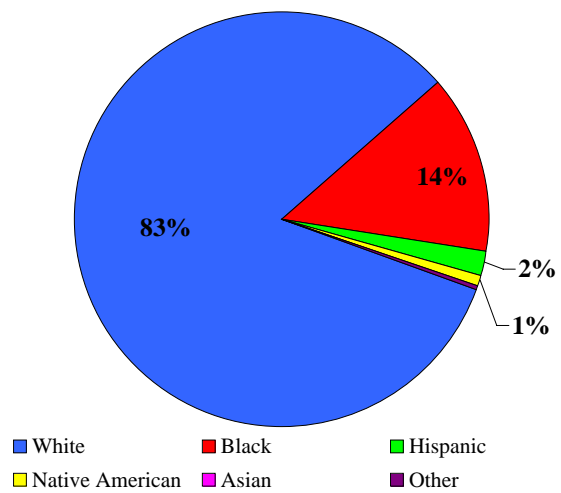
Civilian Workforce: 27,135 **Unemployed:** 6.1%

Unemployment by Gender: Male: 52% Female: 48%

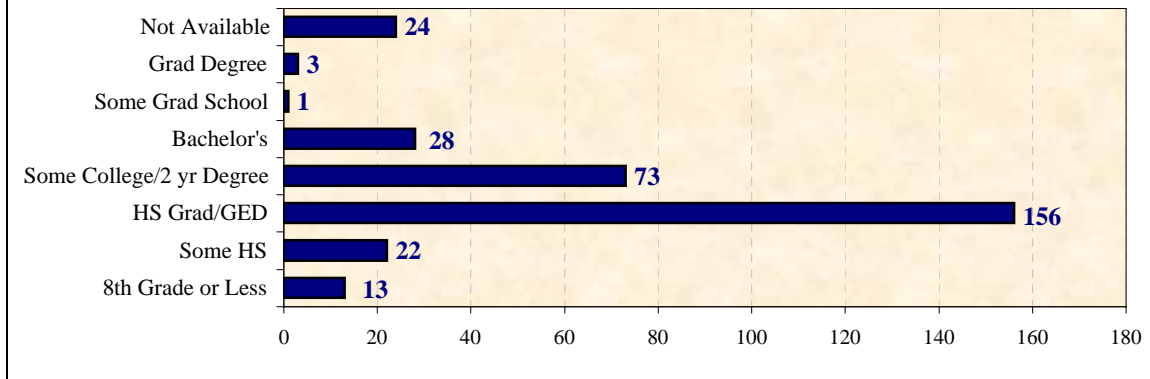
Unemployment by Age



Unemployment by Race



Unemployment by Educational Attainment



Source: Virginia Employment Commission

Compiled by: Virginia Economic Bridge, January 2012