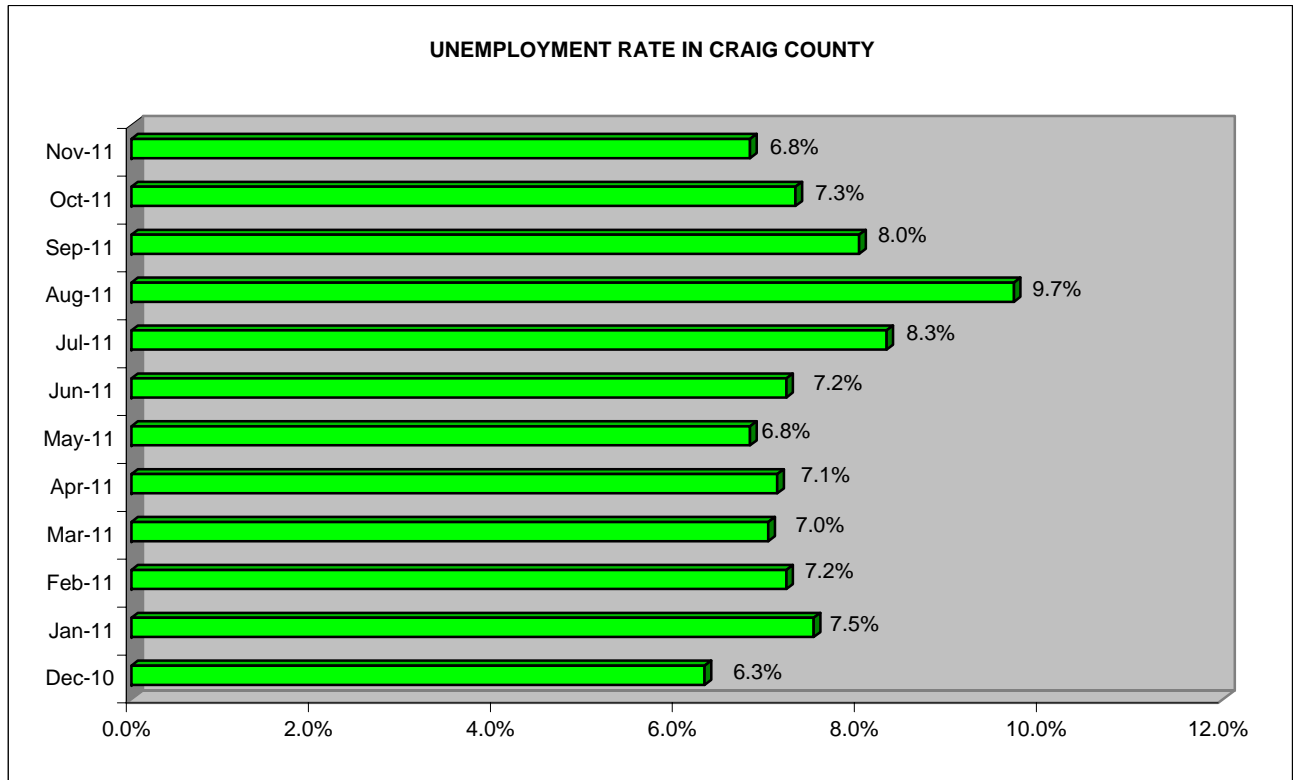


UNEMPLOYMENT IN CRAIG COUNTY: Monthly											
Dec-10	Jan-11	Feb-11	Mar-11	Apr-11	May-11	Jun-11	Jul-11	Aug-11	Sep-11	Oct-11	Nov-11
6.3%	7.5%	7.2%	7.0%	7.1%	6.8%	7.2%	8.3%	9.7%	8.0%	7.3%	6.8%

EMPLOYMENT AND UNEMPLOYMENT IN CRAIG COUNTY											
Jun-11		Jul-11		Aug-11		Sep-11		Oct-11		Nov-11	
Emp.	Unemp.	Emp.	Unemp.	Emp.	Unemp.	Emp.	Unemp.	Emp.	Unemp.	Emp.	Unemp.
2,323	179	2,310	210	2,340	250	2,339	203	2,340	185	2,342	171



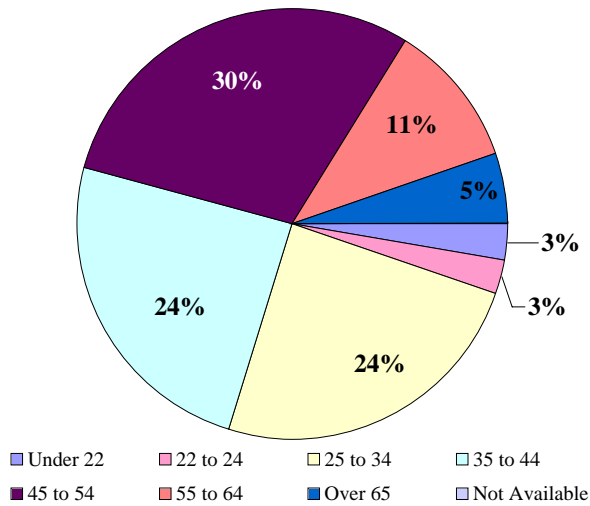
## Characteristics of the Insured Unemployed

**Craig County, November 2011**

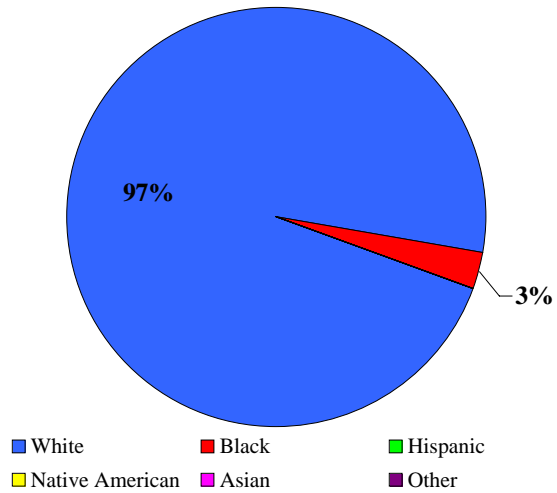
**Civilian Workforce:** 2,513    **Unemployed:** 6.8%

**Unemployment by Gender:** Male: 70%    Female: 30%

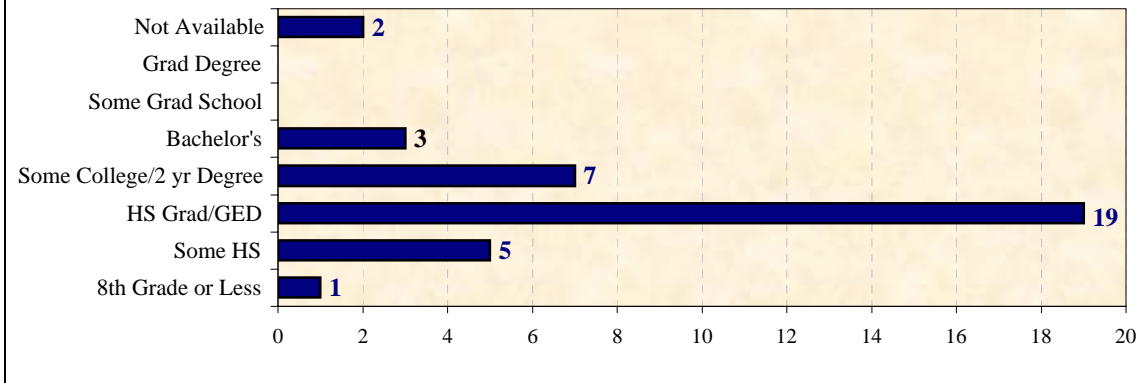
**Unemployment by Age**



**Unemployment by Race**



**Unemployment by Educational Attainment**



Source: Virginia Employment Commission

Compiled by: Virginia Economic Bridge, January 2012