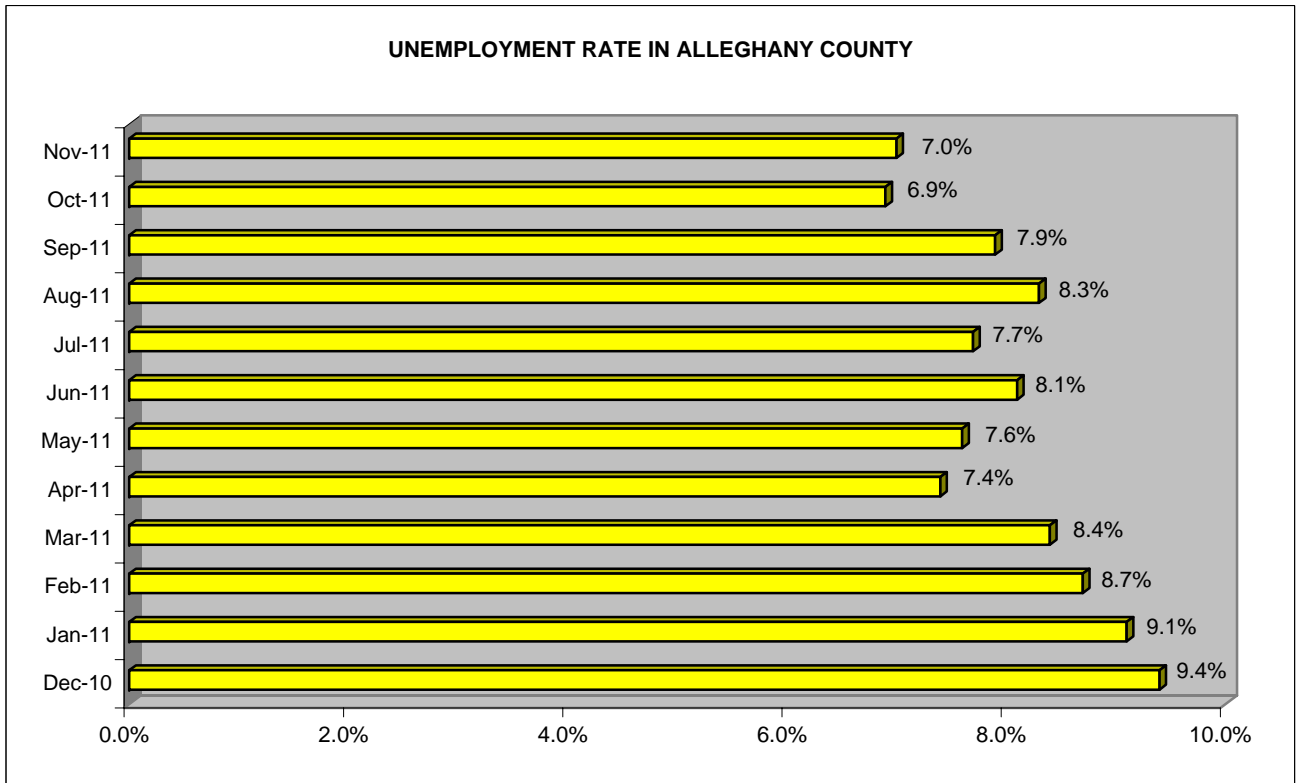


UNEMPLOYMENT IN ALLEGHANY COUNTY: Monthly											
Dec-10	Jan-11	Feb-11	Mar-11	Apr-11	May-11	Jun-11	Jul-11	Aug-11	Sep-11	Oct-11	Nov-11
9.4%	9.1%	8.7%	8.4%	7.4%	7.6%	8.1%	7.7%	8.3%	7.9%	6.9%	7.0%

EMPLOYMENT AND UNEMPLOYMENT IN ALLEGHANY COUNTY											
Jun-11		Jul-11		Aug-11		Sep-11		Oct-11		Nov-11	
Emp.	Unemp.	Emp.	Unemp.	Emp.	Unemp.	Emp.	Unemp.	Emp.	Unemp.	Emp.	Unemp.
6,692	592	6,632	551	6,551	596	6,626	568	6,822	503	6,760	511



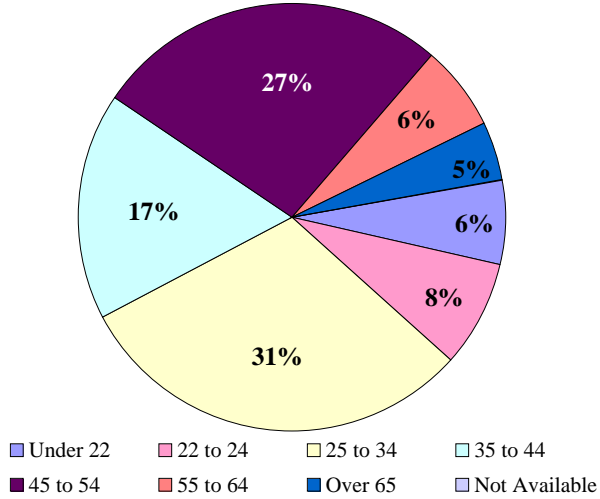
## Characteristics of the Insured Unemployed

**Alleghany County, November 2011**

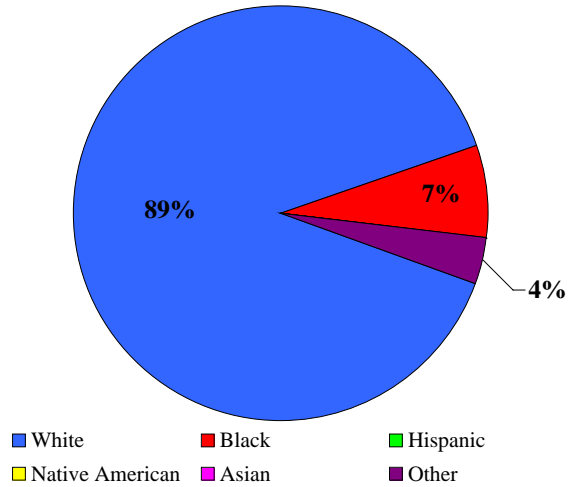
**Civilian Workforce:** 7,271 **Unemployed:** 7.0%

**Unemployment by Gender:** Male: 72% Female: 28%

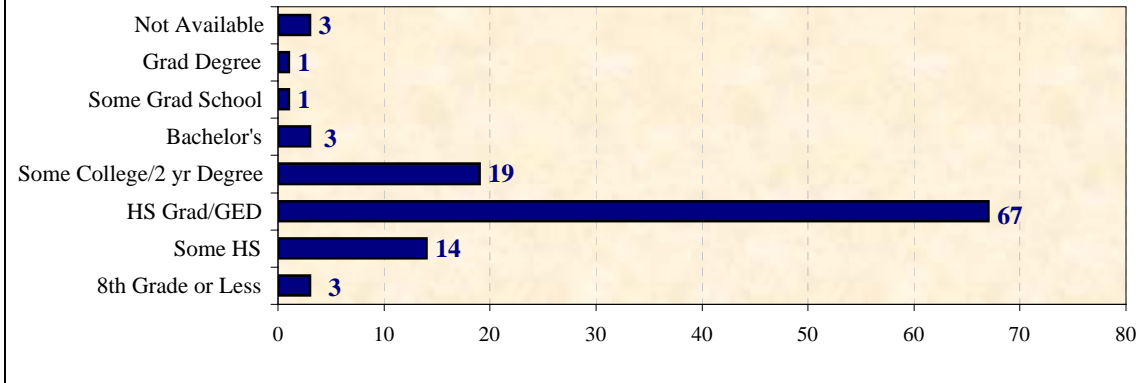
**Unemployment by Age**



**Unemployment by Race**



**Unemployment by Educational Attainment**



Source: Virginia Employment Commission

Compiled by: Virginia Economic Bridge, January 2012