

A Quick Look at...

Franklin County, Virginia



Location: 36.99322 N, 79.88081 W

Size: 721 sq. miles

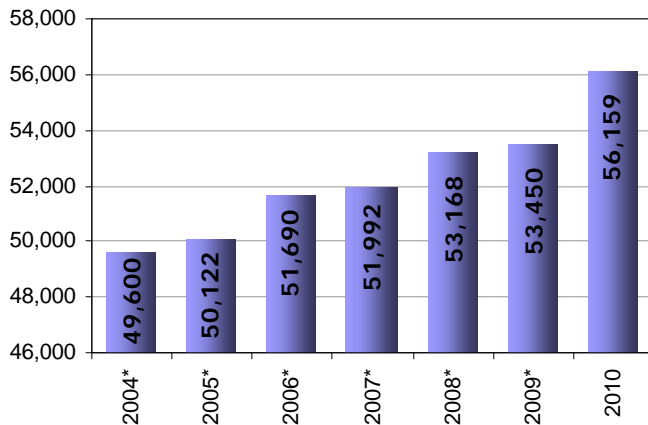
Population: 56,159

Population Density: 77.9 people/sq. mile

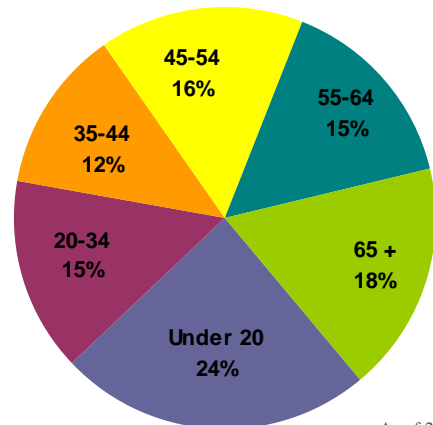
Towns & Communities:

Boones Mill, Callaway, Ferrum, Glade Hill, Henry, Penhook, Redwood, Rocky Mount, Union Hall, Wirtz

Population

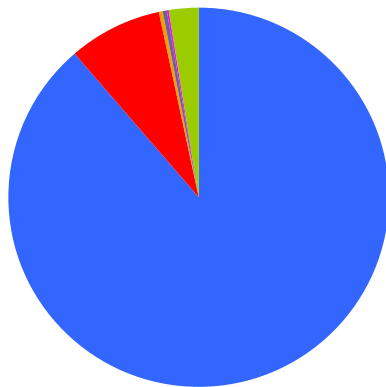


Population by Age



As of 2010

Median Age: 44.1



Population By Race

- 88.5% White
- 8.1% Black/African American
- 0.3% American Indian/Alaska Native
- 0.4% Asian
- 0.0% Native Pacific Islander
- 2.6% Some other race

As of 2010

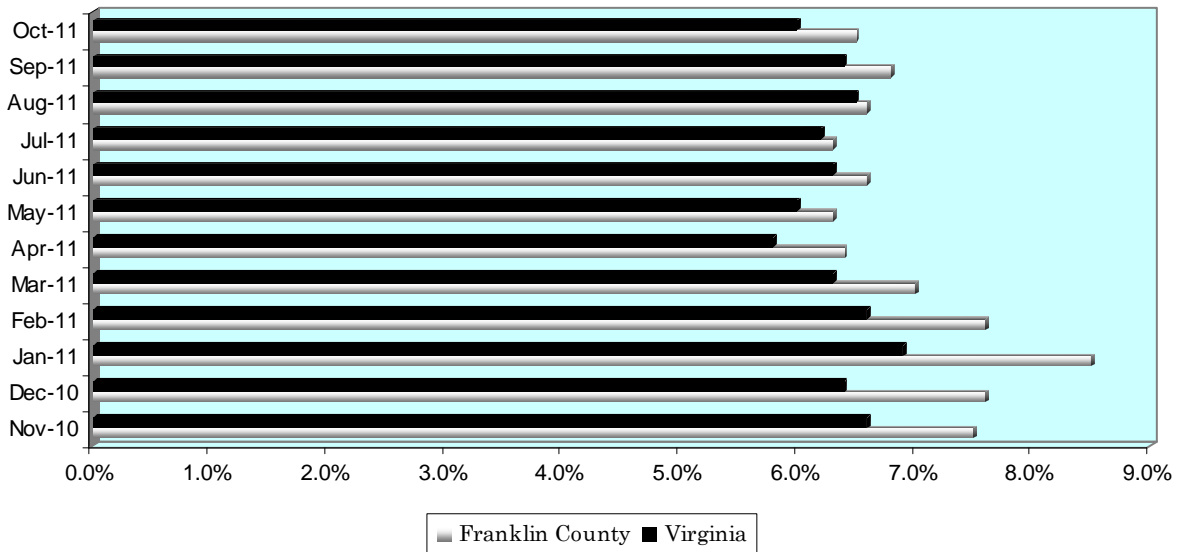
A Quick Look at...

Franklin County, Virginia

Housing Statistics*			
Value (owner occupied)		Gross Rent (renter occupied)	
17,050 units		4,265 units	
Less than \$50,000	11.8%	Less than \$200	0.7%
\$50,000 to \$99,999	17.8%	\$200 to \$299	2.3%
\$100,000 to \$149,999	19.8%	\$300 to \$499	26.5%
\$150,000 to \$199,999	16.8%	\$500 to \$749	34.9%
\$200,000 to \$299,999	13.7%	\$750 to \$999	12.8%
\$300,000 to \$499,999	10.5%	\$1,000 to \$1,499	4.9%
\$500,000 to \$999,999	7.7%	\$1,500 or more	1.0%
\$1,000,000 or more	1.8%	No rent paid	16.9%
Median Value: \$151,500		Median Rent: \$575	

* As of 2005-2009 American Community Survey

UNEMPLOYMENT RATE: November '10 – October '11



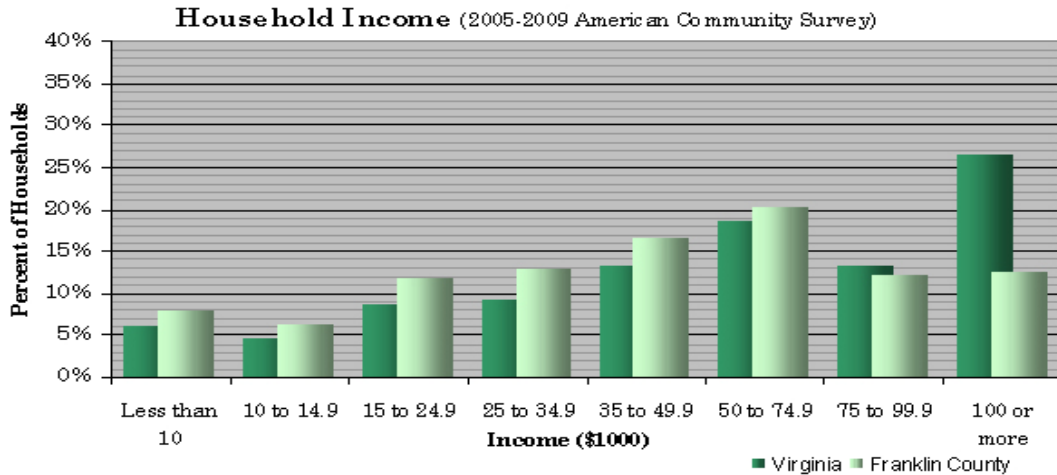
Educational Attainment * (percentage of population 25 and older who have earned)

No Diploma	High School Diploma (or GED)	Some College (no degree)	Associate's Degree	Bachelor's Degree (or higher)
20.9%	36.8%	20.8%	7.2%	14.3%

* As of 2005-2009 American Community Survey

A Quick Look at...

Franklin County, Virginia



Median Income: \$60,316 Virginia \$45,578 Franklin County

Employment by Sector (1 st Quarter 2011)		Employment by Occupation (2005-2009 ACS)	
Natural Resources and Mining	1.6%	Management and professional	25.6%
Construction	8.1%	Service	11.7%
Manufacturing	16.9%	Sales and office	27.3%
Trade, Transportation and Utilities	21.0%	Farming, fishing, and forestry	1.7%
Information	1.1%	Construction	14.8%
Financial Activities	3.0%	Production, transportation, and material moving	18.9%
Professional and Business Services	7.2%		
Education and Health Services	26.6%		
Leisure and Hospitality	7.8%		
Other Services	3.5%		
Public Administration	3.2%		
* Information unavailable		Total employment: 12,681	

Average Weekly Wage By Sector (1st Quarter 2011)

