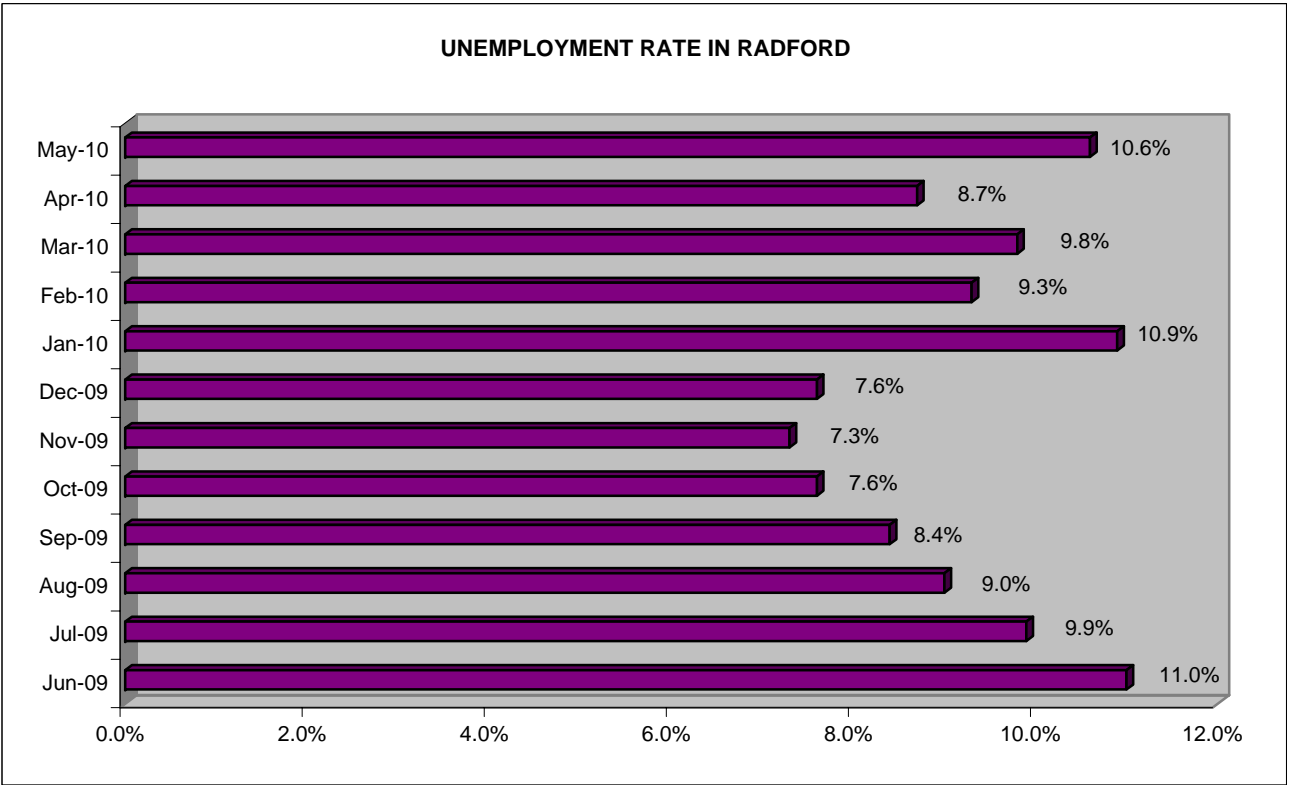


UNEMPLOYMENT IN RADFORD: Monthly											
Jun-09	Jul-09	Aug-09	Sep-09	Oct-09	Nov-09	Dec-09	Jan-10	Feb-10	Mar-10	Apr-10	May-10
11.0%	9.9%	9.0%	8.4%	7.6%	7.3%	7.6%	10.9%	9.3%	9.8%	8.7%	10.6%

EMPLOYMENT AND UNEMPLOYMENT IN RADFORD											
Dec-09		Jan-10		Feb-10		Mar-10		Apr-10		May-10	
Emp.	Unemp.	Emp.	Unemp.	Emp.	Unemp.	Emp.	Unemp.	Emp.	Unemp.	Emp.	Unemp.
7,454	609	7,085	865	7,418	763	7,421	809	7,487	716	7,313	870

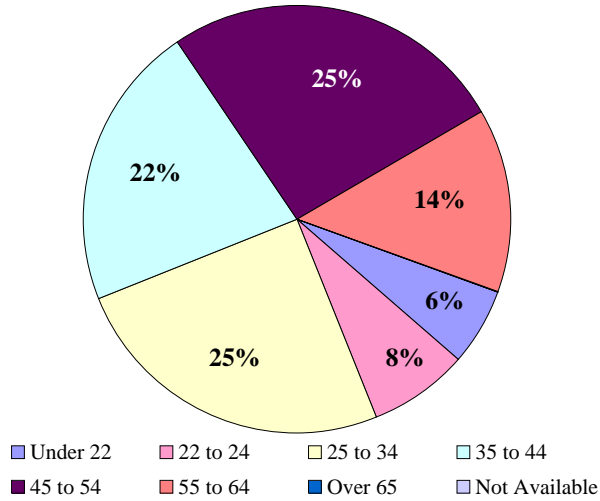


Characteristics of the Insured Unemployed

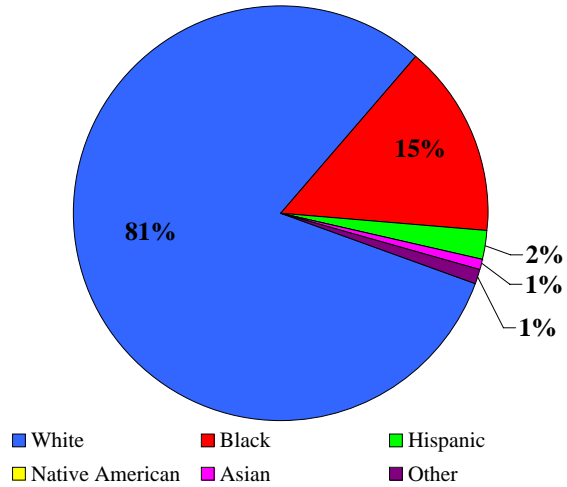
Radford City, May 2010

Civilian Workforce: 8,183 **Unemployed:** 10.6% **Unemployment by Gender:** Male: 62% Female: 38%

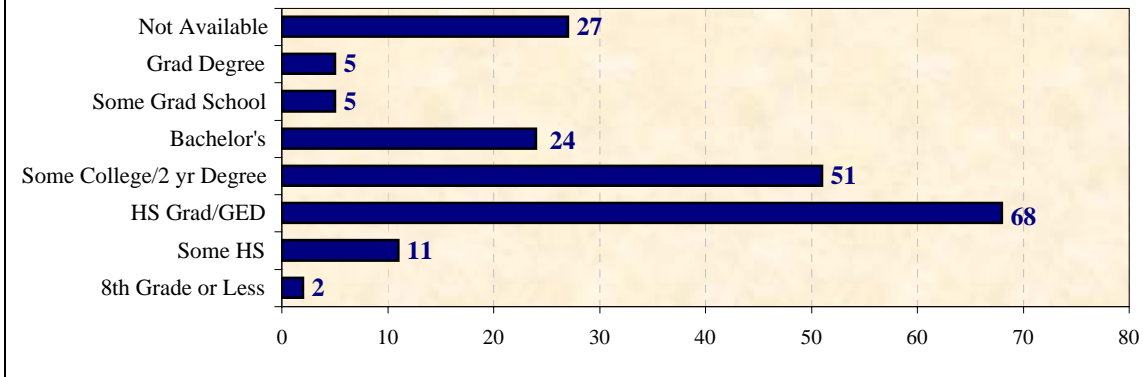
Unemployment by Age



Unemployment by Race



Unemployment by Educational Attainment



Source: Virginia Employment Commission
 Compiled by: Virginia Economic Bridge, July 2010