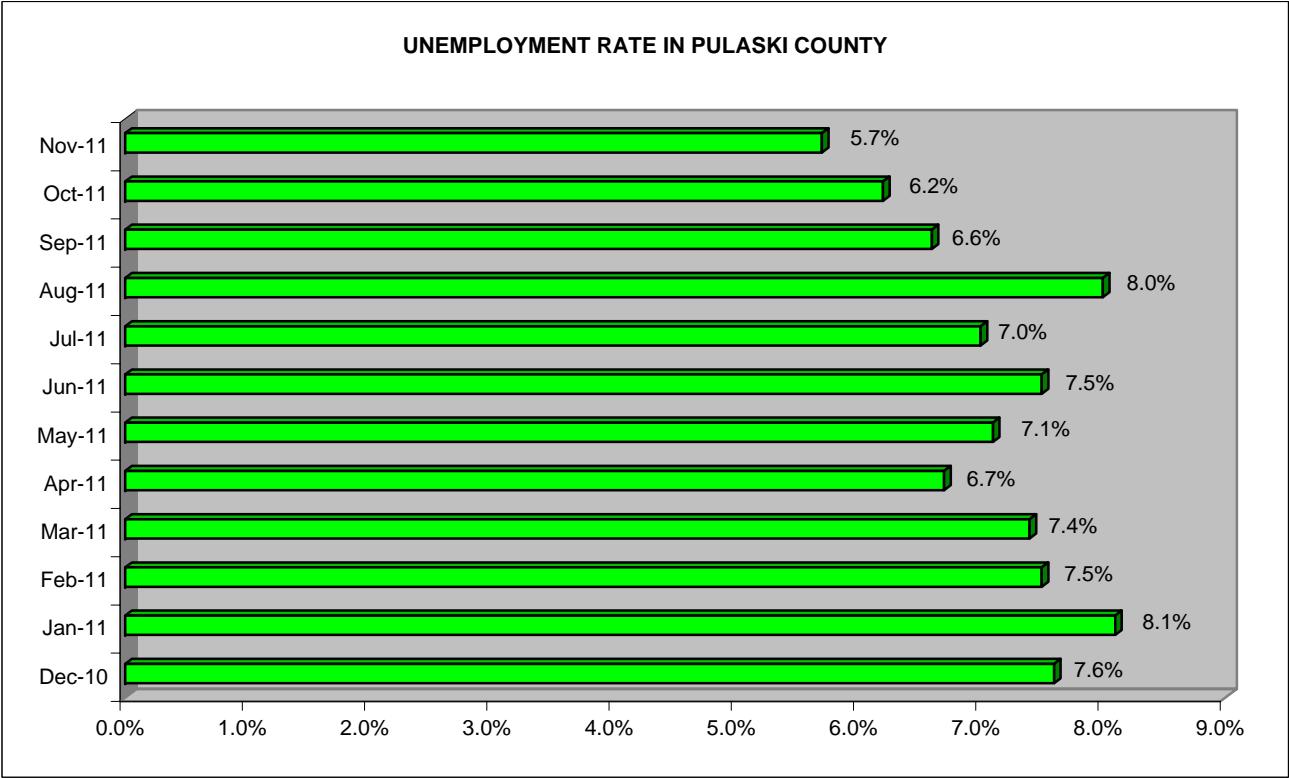


UNEMPLOYMENT IN PULASKI COUNTY: Monthly											
Dec-10	Jan-11	Feb-11	Mar-11	Apr-11	May-11	Jun-11	Jul-11	Aug-11	Sep-11	Oct-11	Nov-11
7.6%	8.1%	7.5%	7.4%	6.7%	7.1%	7.5%	7.0%	8.0%	6.6%	6.2%	5.7%

EMPLOYMENT AND UNEMPLOYMENT IN PULASKI COUNTY											
Jun-11		Jul-11		Aug-11		Sep-11		Oct-11		Nov-11	
Emp.	Unemp.	Emp.	Unemp.	Emp.	Unemp.	Emp.	Unemp.	Emp.	Unemp.	Emp.	Unemp.
15,725	1,274	15,964	1,207	16,684	1,453	17,071	1,209	16,994	1,114	17,122	1,039

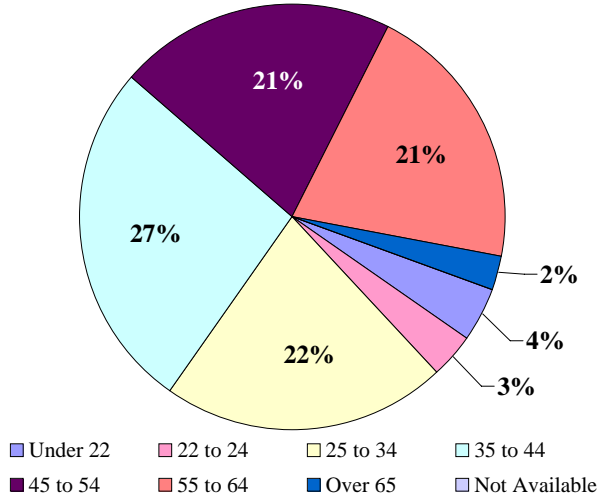


## Characteristics of the Insured Unemployed

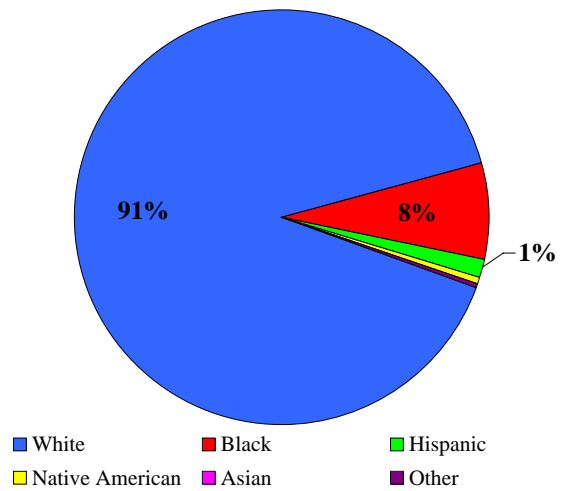
**Pulaski County, November 2011**

**Civilian Workforce:** 18,161    **Unemployed:** 5.7%    **Unemployment by Gender:** Male: 60%    Female: 40%

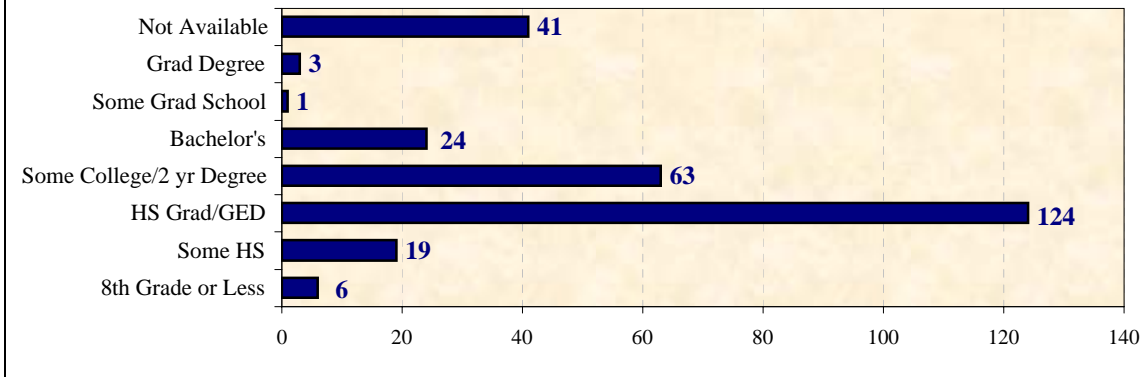
**Unemployment by Age**



**Unemployment by Race**



**Unemployment by Educational Attainment**



Source: Virginia Employment Commission  
 Compiled by: Virginia Economic Bridge, January 2012