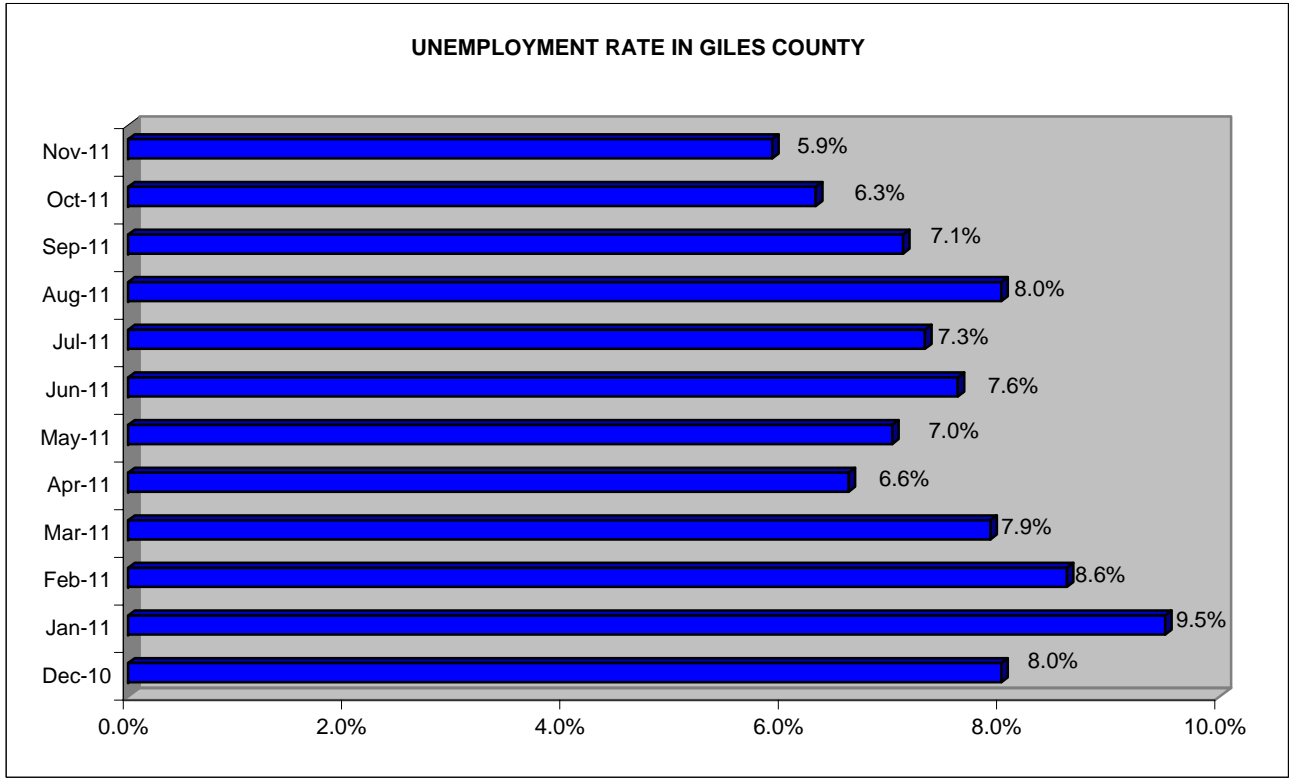


UNEMPLOYMENT IN GILES COUNTY: Monthly											
Dec-10	Jan-11	Feb-11	Mar-11	Apr-11	May-11	Jun-11	Jul-11	Aug-11	Sep-11	Oct-11	Nov-11
8.0%	9.5%	8.6%	7.9%	6.6%	7.0%	7.6%	7.3%	8.0%	7.1%	6.3%	5.9%

EMPLOYMENT AND UNEMPLOYMENT IN GILES COUNTY											
Jun-11		Jul-11		Aug-11		Sep-11		Oct-11		Nov-11	
Emp.	Unemp.	Emp.	Unemp.	Emp.	Unemp.	Emp.	Unemp.	Emp.	Unemp.	Emp.	Unemp.
7,374	605	7,486	590	7,823	680	8,005	609	7,969	539	8,029	502



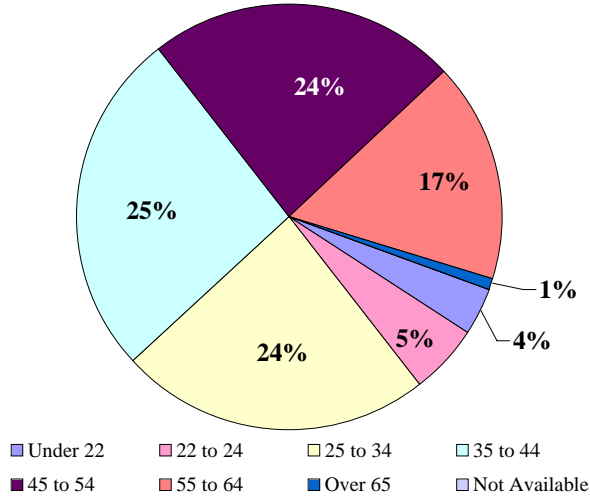
## Characteristics of the Insured Unemployed

**Giles County, November 2011**

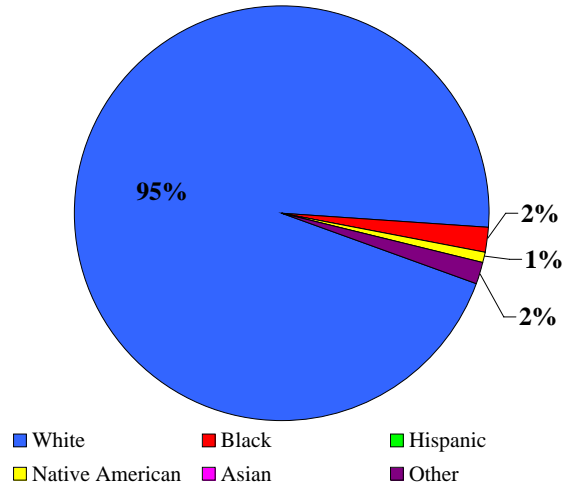
**Civilian Workforce:** 8,531    **Unemployed:** 5.9%

**Unemployment by Gender:** Male: 60%    Female: 40%

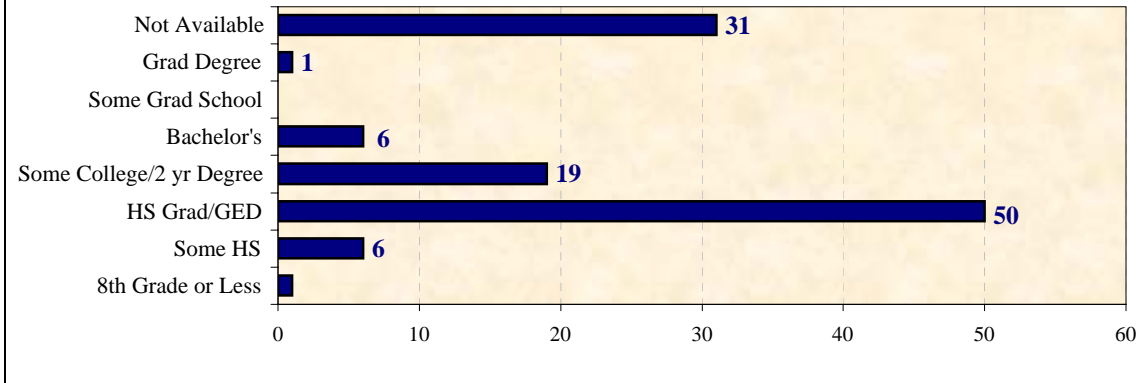
**Unemployment by Age**



**Unemployment by Race**



**Unemployment by Educational Attainment**



Source: Virginia Employment Commission

Compiled by: Virginia Economic Bridge, January 2012