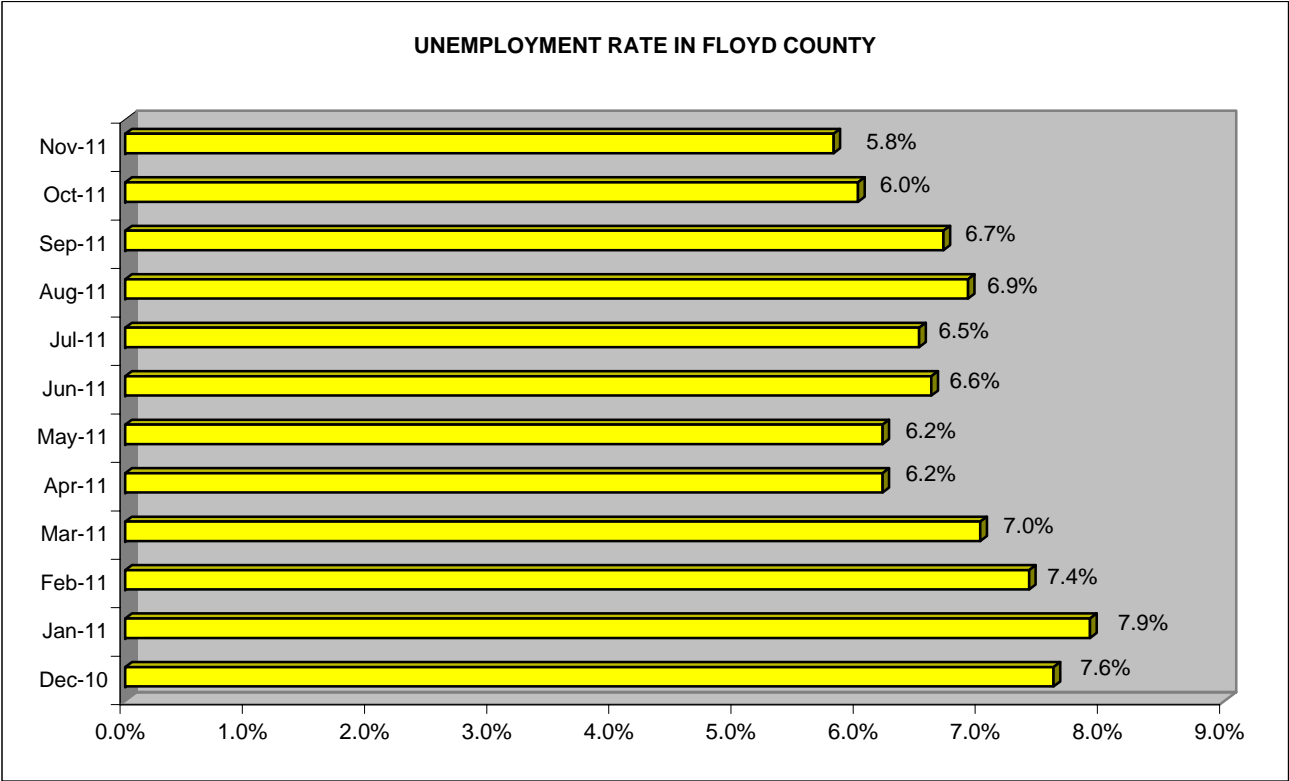


UNEMPLOYMENT IN FLOYD COUNTY: Monthly											
Dec-10	Jan-11	Feb-11	Mar-11	Apr-11	May-11	Jun-11	Jul-11	Aug-11	Sep-11	Oct-11	Nov-11
7.6%	7.9%	7.4%	7.0%	6.2%	6.2%	6.6%	6.5%	6.9%	6.7%	6.0%	5.8%

EMPLOYMENT AND UNEMPLOYMENT IN FLOYD COUNTY											
Jun-11		Jul-11		Aug-11		Sep-11		Oct-11		Nov-11	
Emp.	Unemp.	Emp.	Unemp.	Emp.	Unemp.	Emp.	Unemp.	Emp.	Unemp.	Emp.	Unemp.
7,185	506	7,164	494	7,221	537	7,206	516	7,353	473	7,404	455



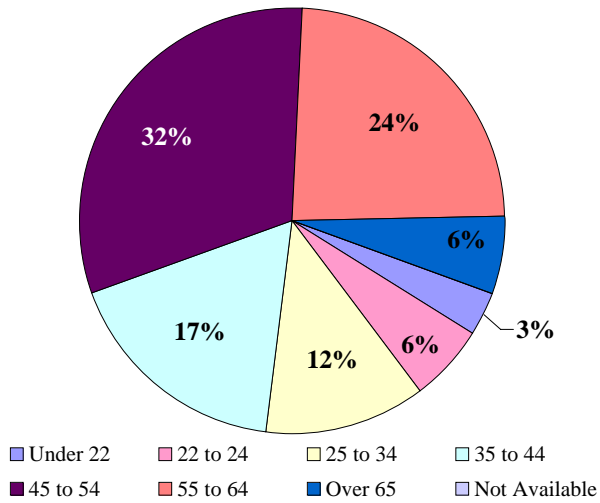
## Characteristics of the Insured Unemployed

**Floyd County, November 2011**

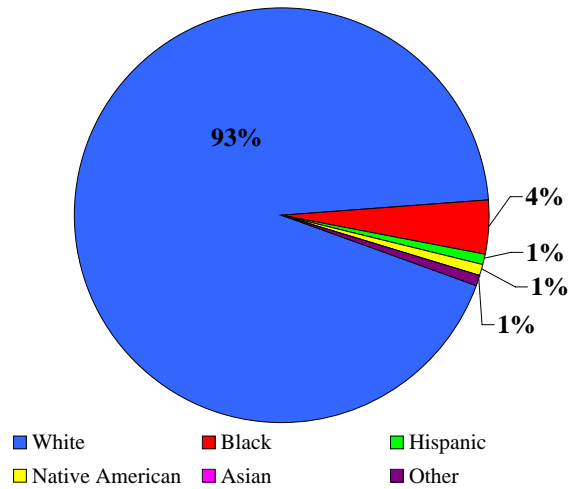
**Civilian Workforce:** 7,859    **Unemployed:** 5.8%

**Unemployment by Gender:** Male: 64%    Female: 36%

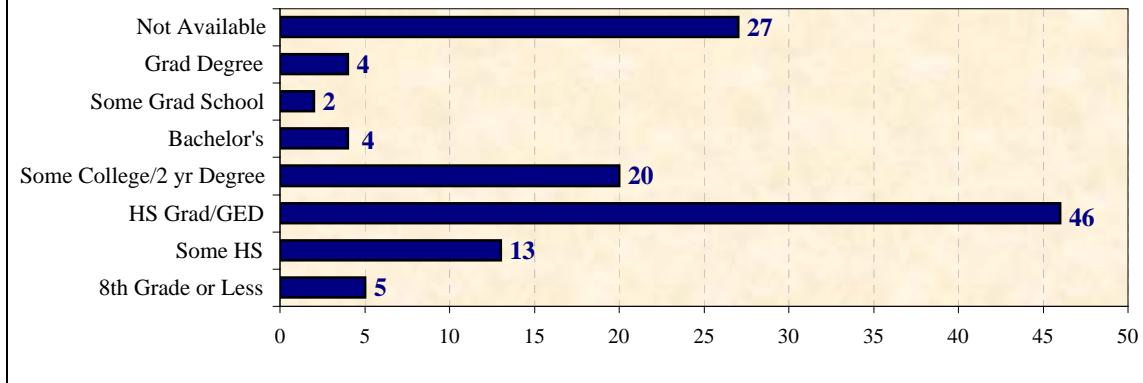
**Unemployment by Age**



**Unemployment by Race**



**Unemployment by Educational Attainment**



Source: Virginia Employment Commission

Compiled by: Virginia Economic Bridge, January 2012