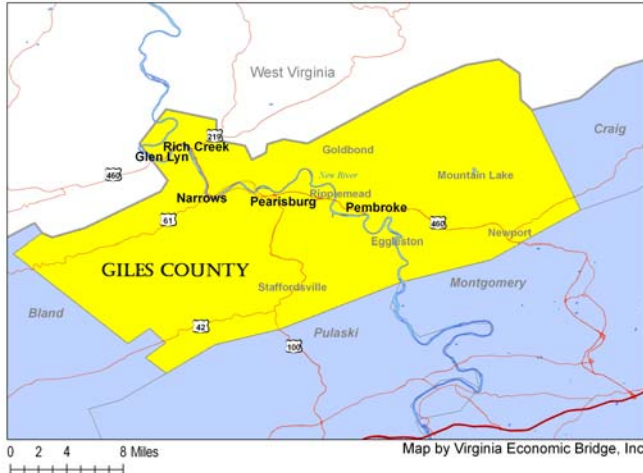


# A Quick Look at...

## Giles County, Virginia



**Location:** 37.31910 N, 80.69785 W

**Size:** 363 sq. miles

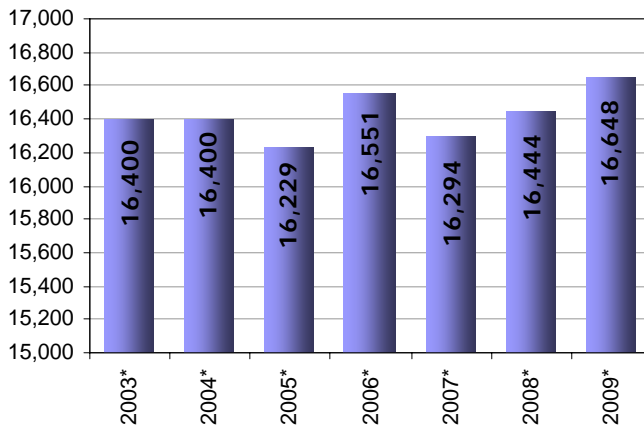
**Population:** 16,648

**Population Density:** 45.9 people/sq. mile

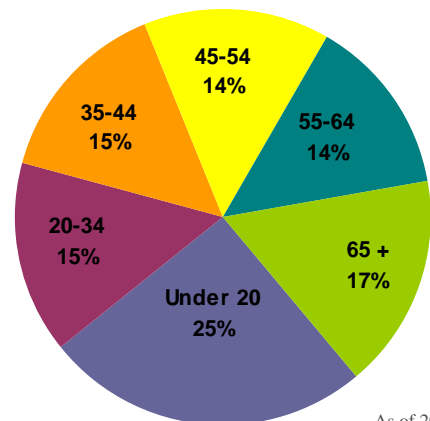
**Towns & Communities:**

Eggleston, Glen Lyn, Goldbond, Mountain Lake, Narrows, Newport, Pearisburg, Pembroke, Rich Creek, Ripplemead, Staffordsville

### Population



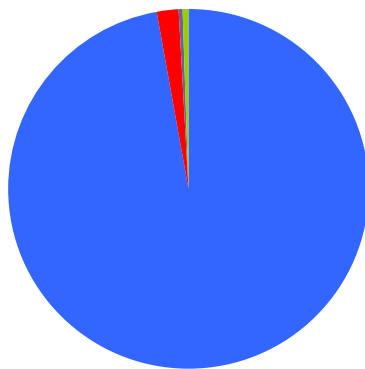
### Population by Age



As of 2008

Median Age: 40.6

### Population By Race



- 97.3% White
- 1.8% Black/African American
- 0.1% American Indian/Alaska Native
- 0.2% Asian
- 0.0% Native Pacific Islander
- 0.6% Some other race

As of 2008

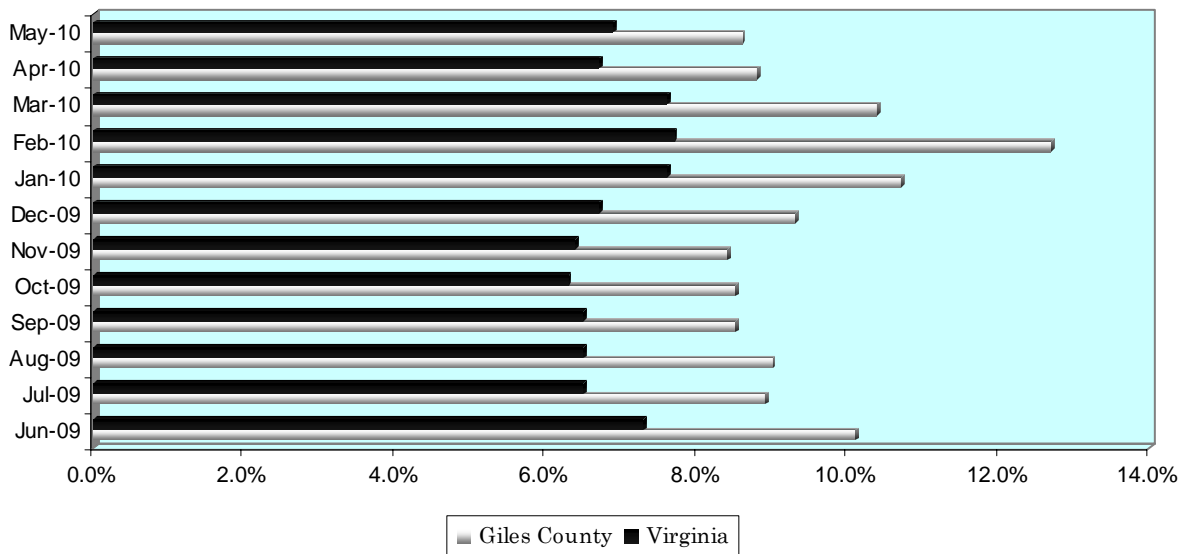
# A Quick Look at...

## Giles County, Virginia

Housing Statistics*			
Value (owner occupied)		Gross Rent (renter occupied)	
3,928 units		375 units	
Less than \$50,000	26.7%	Less than \$200	8.7%
\$50,000 to \$99,999	55.8%	\$200 to \$299	14.5%
\$100,000 to \$149,999	12.5%	\$300 to \$499	46.0%
\$150,000 to \$199,999	3.4%	\$500 to \$749	14.5%
\$200,000 to \$299,999	0.8%	\$750 to \$999	0.7%
\$300,000 to \$499,999	0.6%	\$1,000 to \$1,499	0.8%
\$500,000 to \$999,999	0.2%	\$1,500 or more	0.0%
\$1,000,000 or more	0.0%	No cash rent	14.8%
Median Value: \$69,200		Median Rent: \$375	

\* As of 2000 Census

### UNEMPLOYMENT RATE: June '09 – May '10



### Educational Attainment \*

(percentage of population 25 and older who have earned)

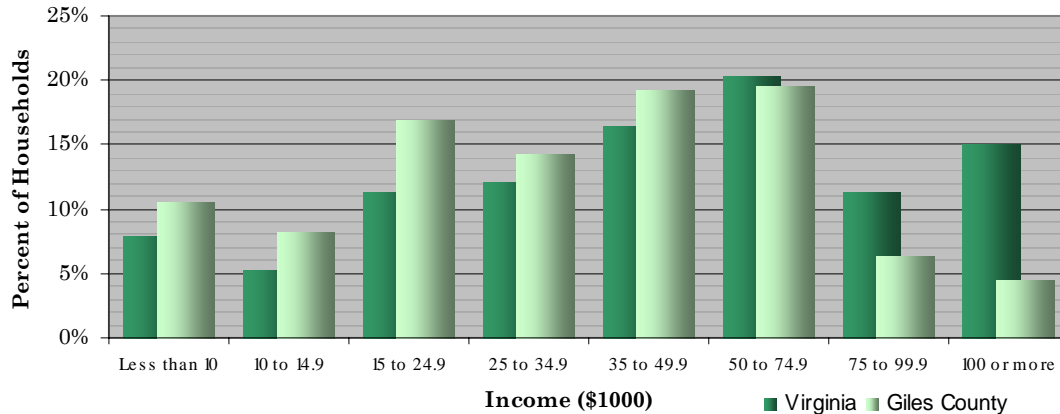
No Diploma	High School Diploma (or GED)	Some College (no degree)	Associate's Degree	Bachelor's Degree (or higher)
24.1%	40.8%	16.8%	5.8%	12.5%

\* As of 2000 Census

# A Quick Look at...

## Giles County, Virginia

### Household Income (2000 Census)



Median Income (2007): \$59,575 Virginia \$41,186 Giles County

Employment by Sector (4 <sup>th</sup> Quarter 2009)		Employment by Occupation (2000 Census)	
Natural Resources and Mining	0.0%	Management and professional	24.7%
Construction	7.5%	Service	14.7%
Manufacturing	21.8%	Sales and office	21.9%
Trade, Transportation and Utilities	21.0%	Farming, fishing, and forestry	0.4%
Information	0.9%	Construction	13.9%
Financial Activities	2.1%	Production, transportation, and material moving	24.4%
Professional and Business Services	6.1%		
Education and Health Services	24.0%		
Leisure and Hospitality	7.4%		
Other Services	3.6%		
Public Administration	5.5%		
* Information unavailable		Total employment: 4,664	

### Average Weekly Wage By Sector (4th Quarter 2009)

