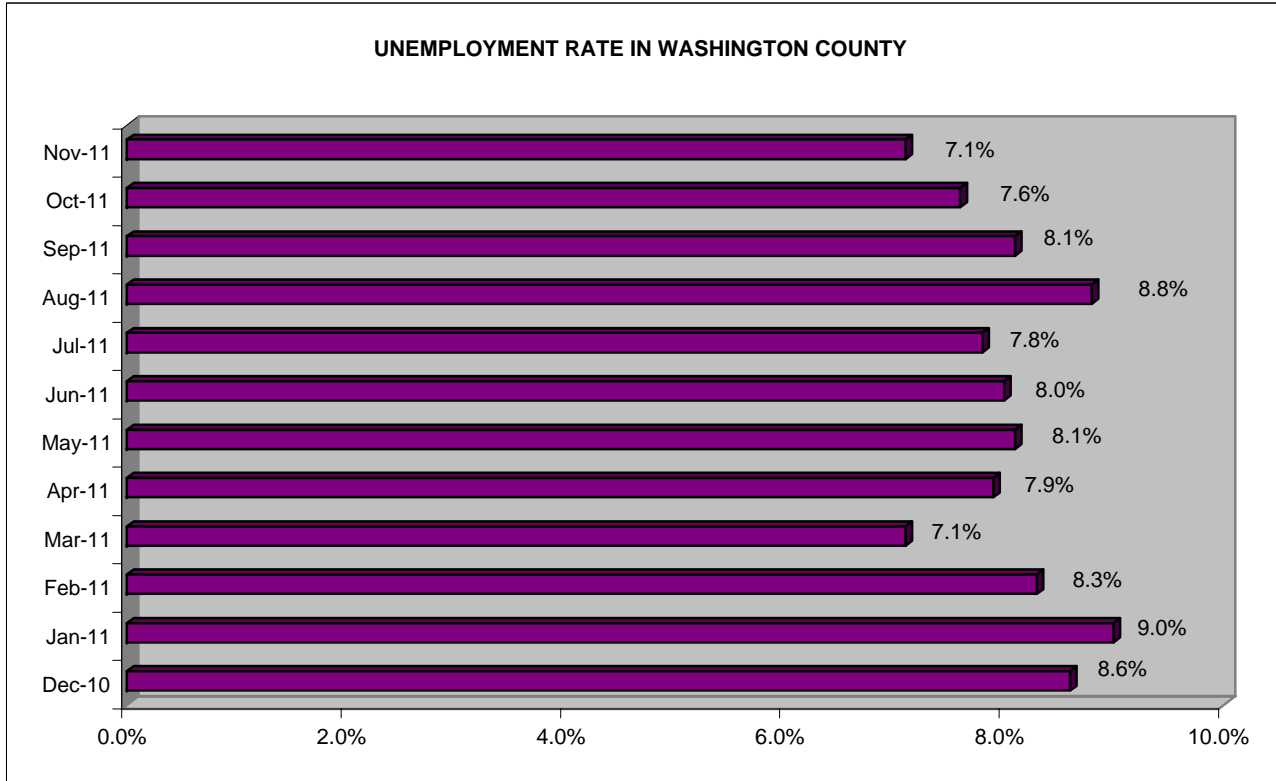


UNEMPLOYMENT IN WASHINGTON COUNTY: Monthly											
Dec-10	Jan-11	Feb-11	Mar-11	Apr-11	May-11	Jun-11	Jul-11	Aug-11	Sep-11	Oct-11	Nov-11
8.6%	9.0%	8.3%	7.1%	7.9%	8.1%	8.0%	7.8%	8.8%	8.1%	7.6%	7.1%

EMPLOYMENT AND UNEMPLOYMENT IN WASHINGTON COUNTY											
Jun-11		Jul-11		Aug-11		Sep-11		Oct-11		Nov-11	
Emp.	Unemp.	Emp.	Unemp.	Emp.	Unemp.	Emp.	Unemp.	Emp.	Unemp.	Emp.	Unemp.
25,314	2,191	25,503	2,165	25,635	2,467	25,727	2,272	25,619	2,111	25,739	1,959



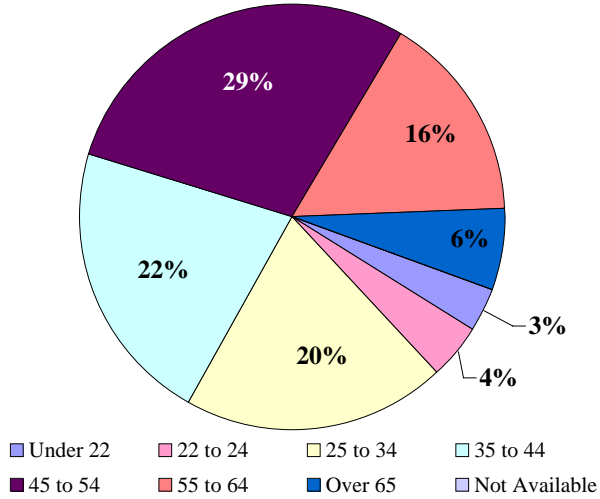
## Characteristics of the Insured Unemployed

Washington County, November 2011

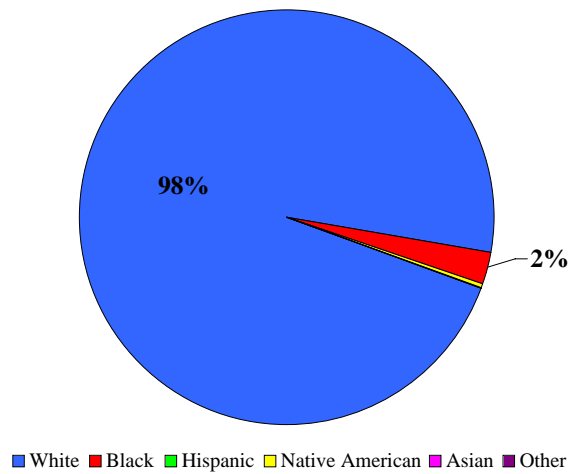
Civilian Workforce: 27,698 Unemployed: 7.1%

Unemployment by Gender: Male: 50% Female: 50%

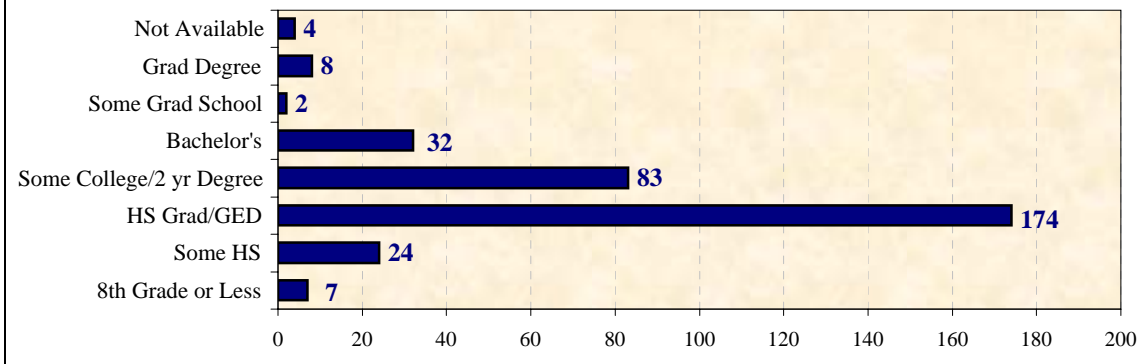
**Unemployment by Age**



**Unemployment by Race**



**Unemployment by Educational Attainment**



Source: Virginia Employment Commission

Compiled by: Virginia Economic Bridge, January 2012