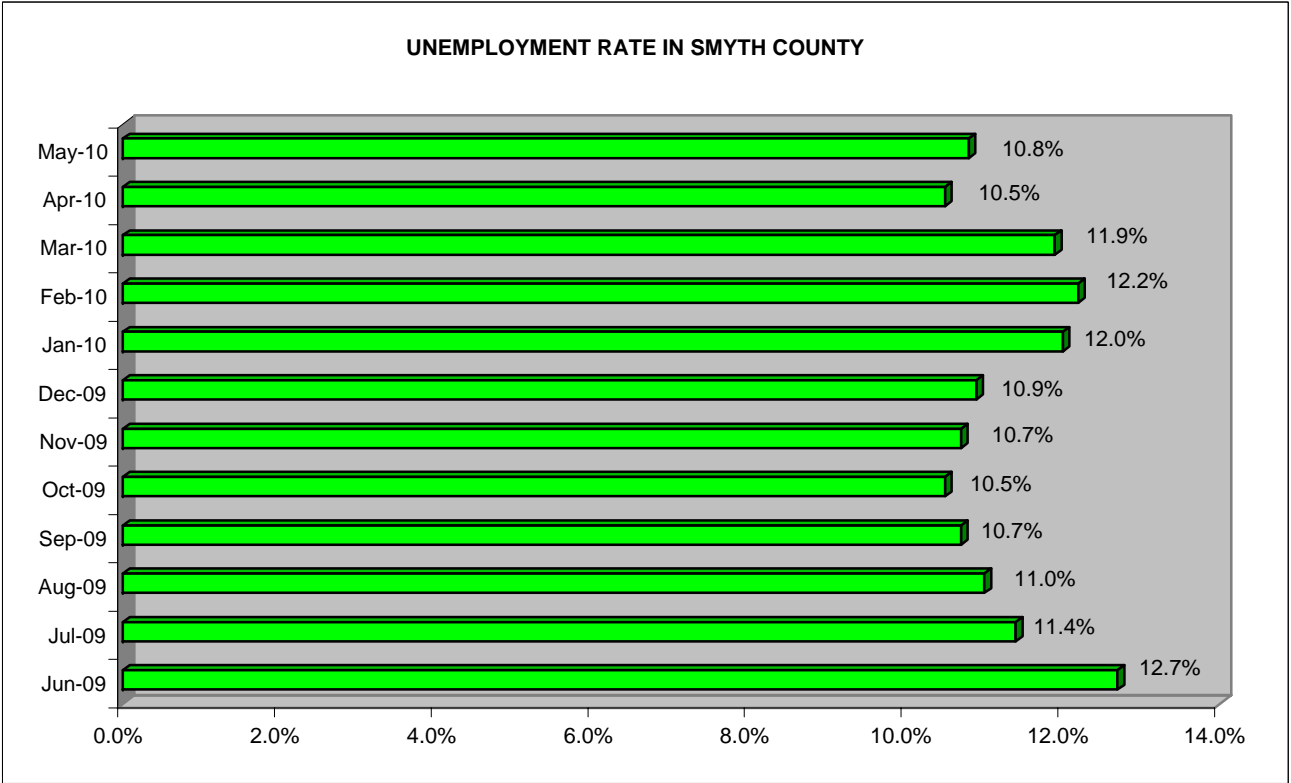


UNEMPLOYMENT IN SMYTH COUNTY: Monthly											
Jun-09	Jul-09	Aug-09	Sep-09	Oct-09	Nov-09	Dec-09	Jan-10	Feb-10	Mar-10	Apr-10	May-10
12.7%	11.4%	11.0%	10.7%	10.5%	10.7%	10.9%	12.0%	12.2%	11.9%	10.5%	10.8%

EMPLOYMENT AND UNEMPLOYMENT IN SMYTH COUNTY											
Dec-09		Feb-10		Feb-10		Mar-10		Apr-10		May-10	
Emp.	Unemp.	Emp.	Unemp.	Emp.	Unemp.	Emp.	Unemp.	Emp.	Unemp.	Emp.	Unemp.
12,987	1,594	12,673	1,723	12,653	1,766	12,704	1,716	12,755	1,503	12,617	1,521



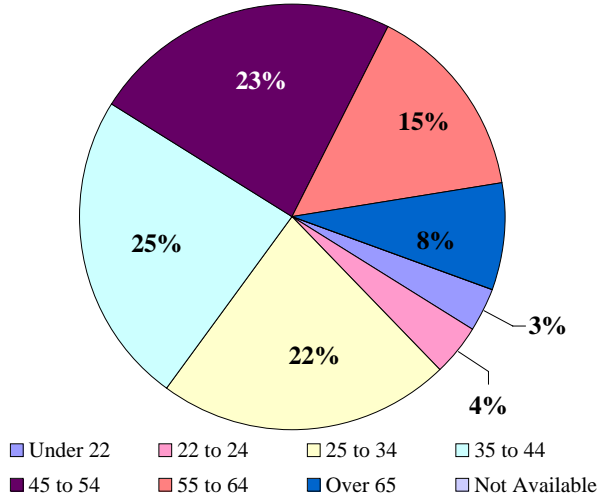
Characteristics of the Insured Unemployed

Smyth County, May 2010

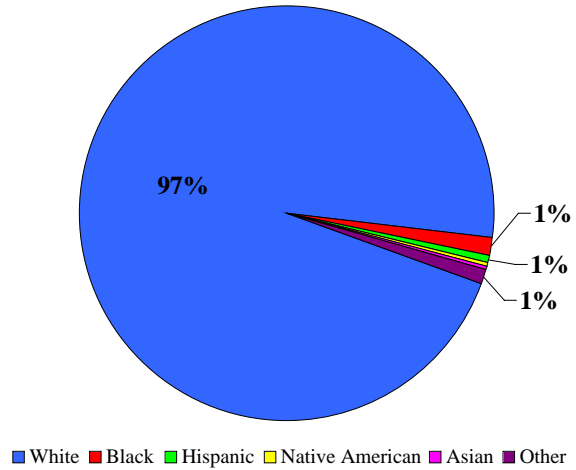
Civilian Workforce: 14,138 **Unemployed:** 10.8%

Unemployment by Gender: Male: 61% Female: 39%

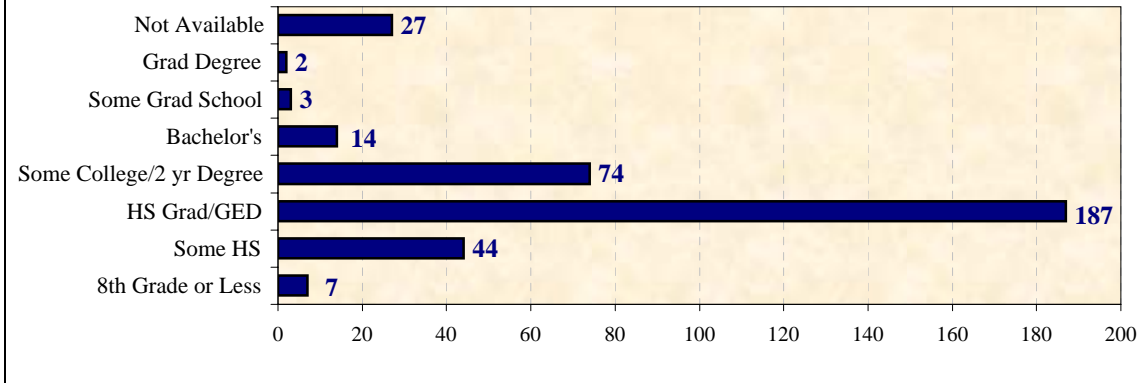
Unemployment by Age



Unemployment by Race



Unemployment by Educational Attainment



Source: Virginia Employment Commission

Compiled by: Virginia Economic Bridge, July 2010