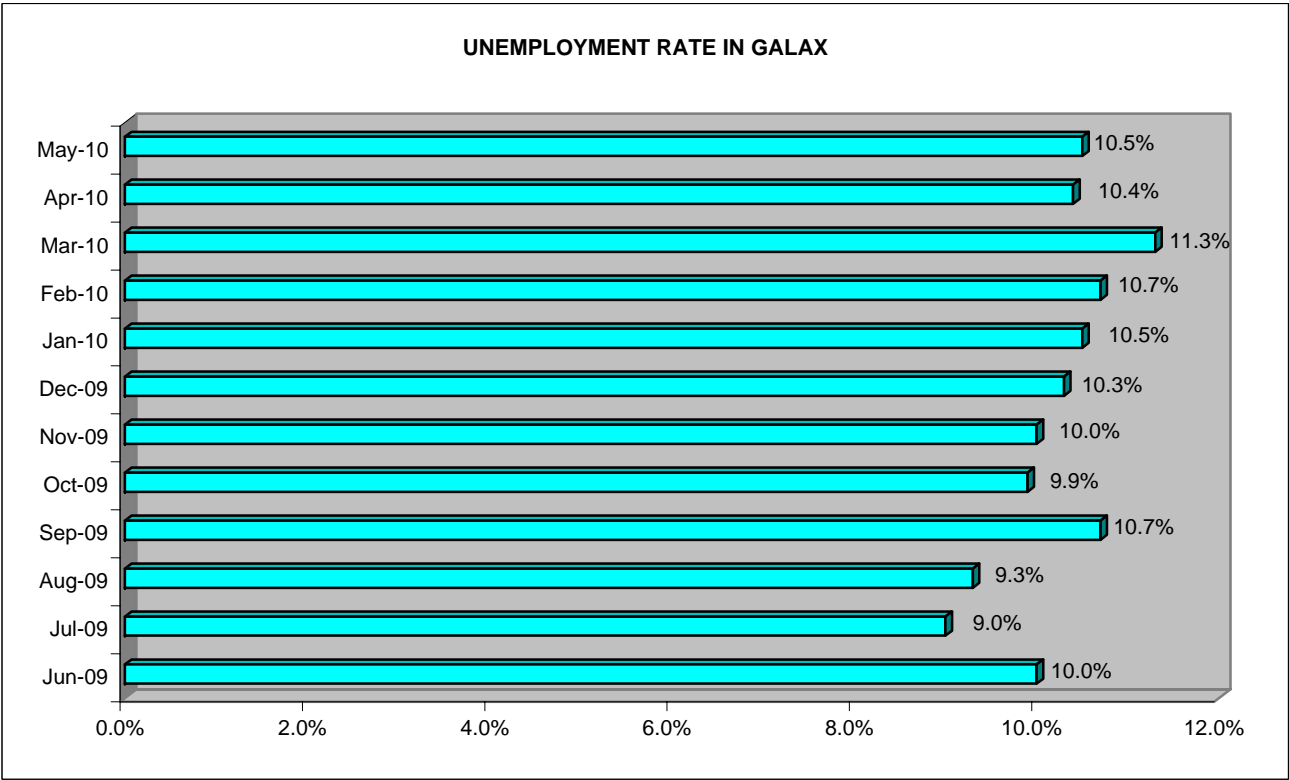


UNEMPLOYMENT IN GALAX: Monthly											
Jun-09	Jul-09	Aug-09	Sep-09	Oct-09	Nov-09	Dec-09	Jan-10	Feb-10	Mar-10	Apr-10	May-10
10.0%	9.0%	9.3%	10.7%	9.9%	10.0%	10.3%	10.5%	10.7%	11.3%	10.4%	10.5%

EMPLOYMENT AND UNEMPLOYMENT IN GALAX											
Dec-09		Feb-10		Feb-10		Mar-10		Apr-10		May-10	
Emp.	Unemp.	Emp.	Unemp.	Emp.	Unemp.	Emp.	Unemp.	Emp.	Unemp.	Emp.	Unemp.
2,782	321	2,784	328	2,798	334	2,774	352	2,777	322	2,769	325



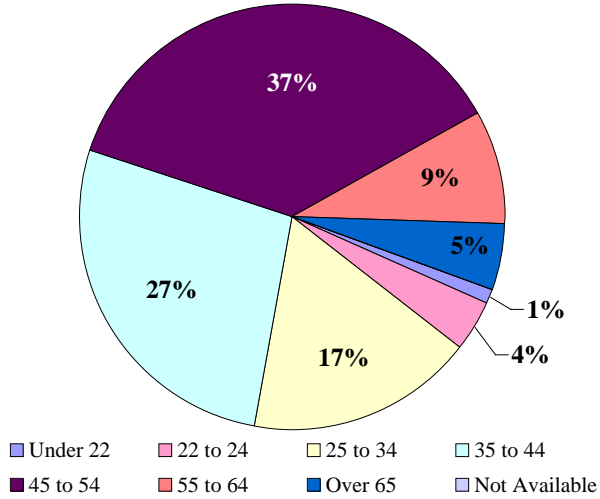
Characteristics of the Insured Unemployed

Galax City, May 2010

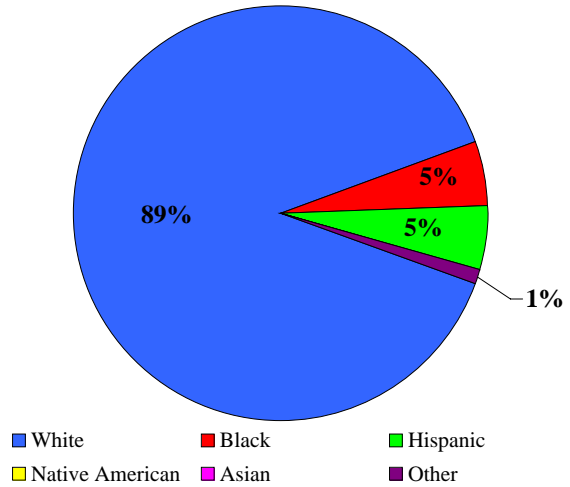
Civilian Workforce: 3,094 **Unemployed:** 10.5%

Unemployment by Gender: Male: 68% Female: 32%

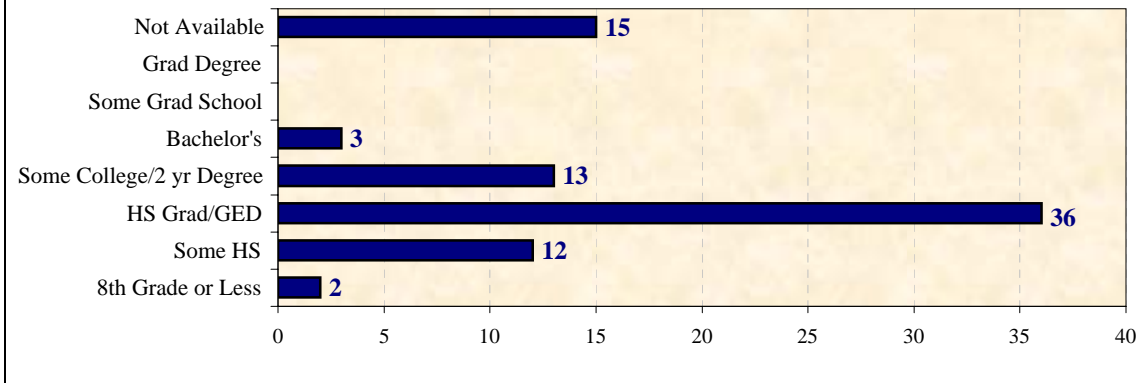
Unemployment by Age



Unemployment by Race



Unemployment by Educational Attainment



Source: Virginia Employment Commission

Compiled by: Virginia Economic Bridge, July 2010