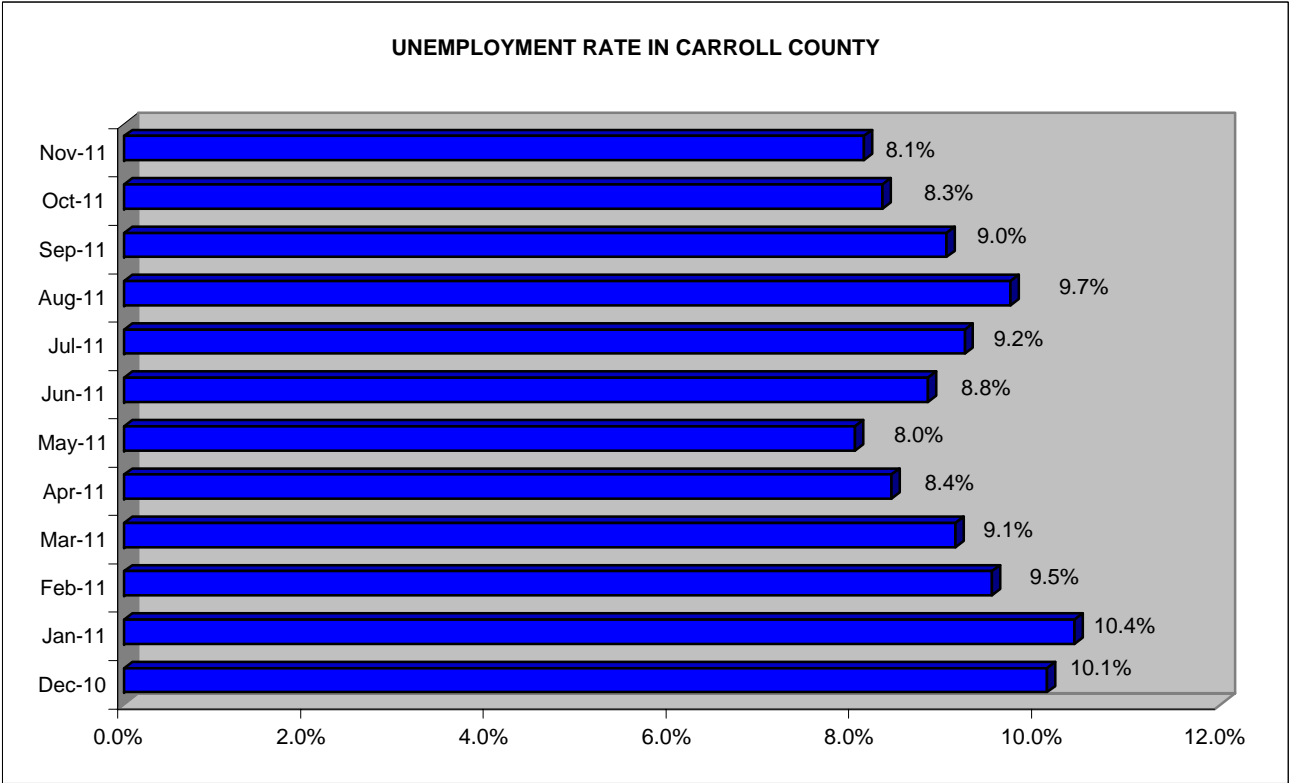


UNEMPLOYMENT IN CARROLL COUNTY: Monthly											
Dec-10	Jan-11	Feb-11	Mar-11	Apr-11	May-11	Jun-11	Jul-11	Aug-11	Sep-11	Oct-11	Nov-11
10.1%	10.4%	9.5%	9.1%	8.4%	8.0%	8.8%	9.2%	9.7%	9.0%	8.3%	8.1%

EMPLOYMENT AND UNEMPLOYMENT IN CARROLL COUNTY											
Jun-11		Jul-11		Aug-11		Sep-11		Oct-11		Nov-11	
Emp.	Unemp.	Emp.	Unemp.	Emp.	Unemp.	Emp.	Unemp.	Emp.	Unemp.	Emp.	Unemp.
13,223	1,279	13,332	1,351	13,141	1,410	13,292	1,307	13,639	1,238	13,670	1,210



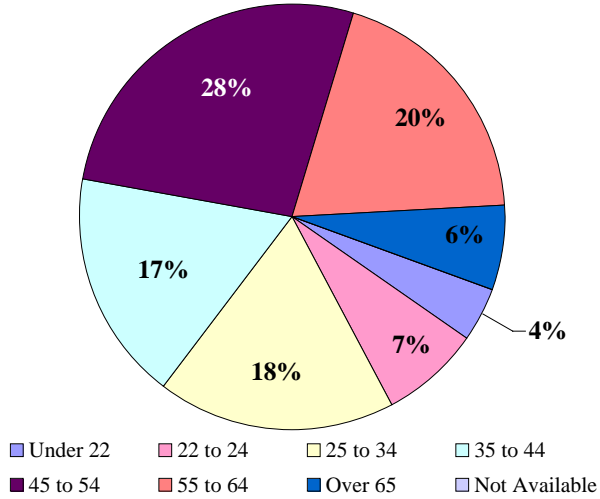
Characteristics of the Insured Unemployed

Carroll County, November 2011

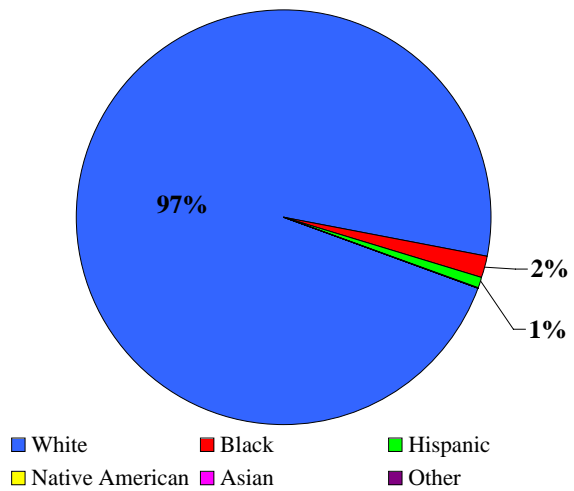
Civilian Workforce: 14,880 **Unemployed:** 8.1%

Unemployment by Gender: Male: 54% Female: 46%

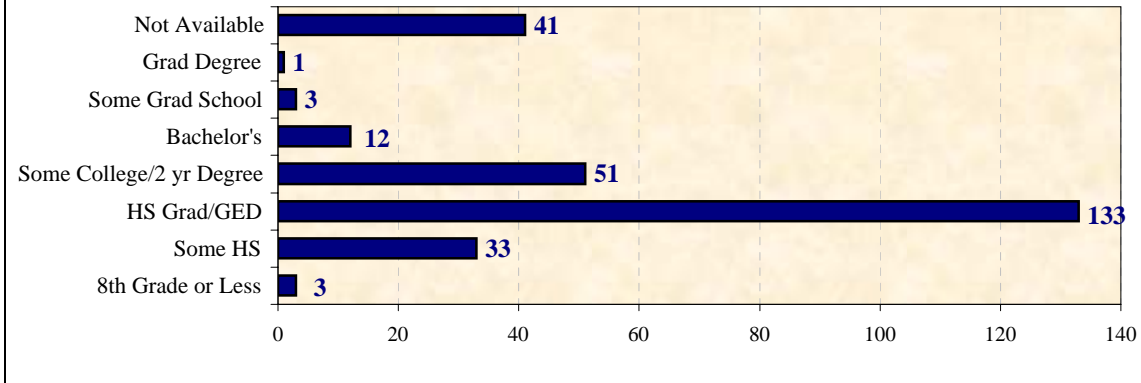
Unemployment by Age



Unemployment by Race



Unemployment by Educational Attainment



Source: Virginia Employment Commission

Compiled by: Virginia Economic Bridge, January 2012