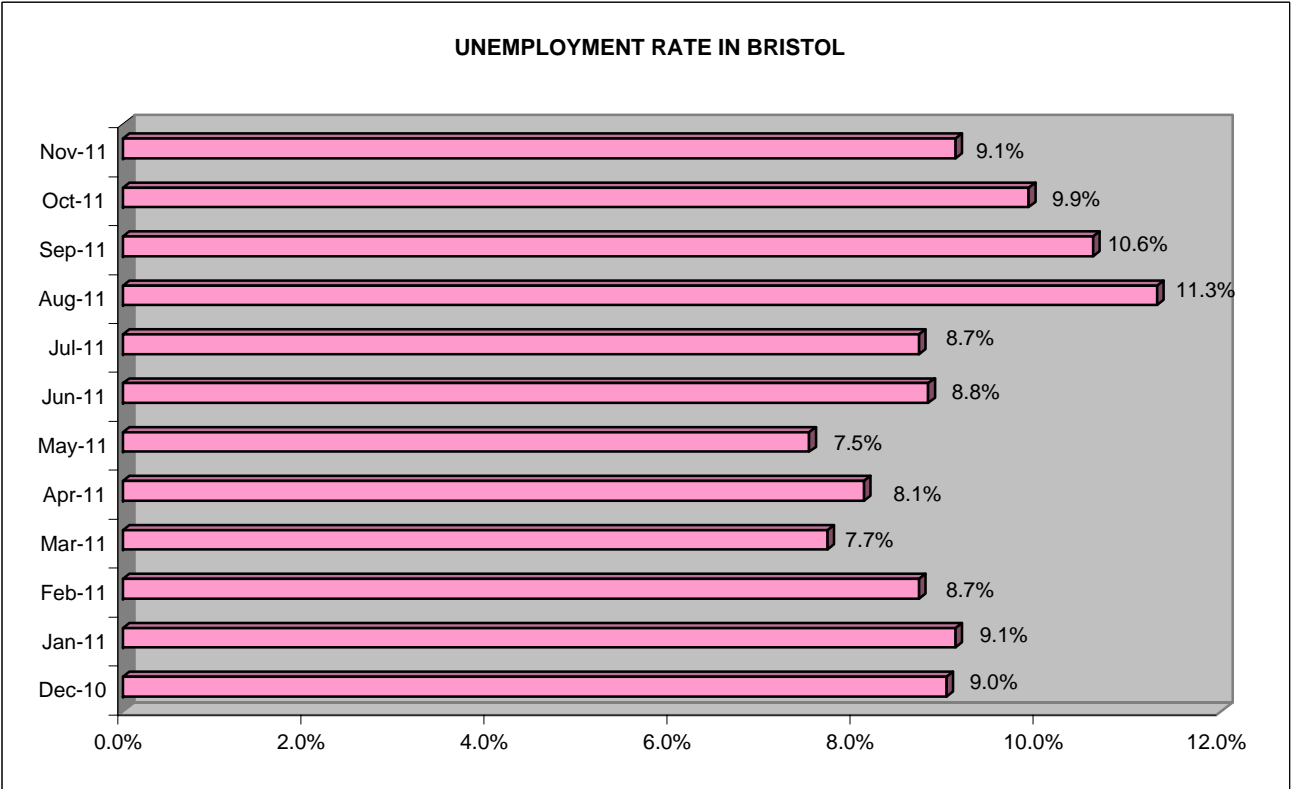


UNEMPLOYMENT IN BRISTOL: Monthly											
Dec-10	Jan-11	Feb-11	Mar-11	Apr-11	May-11	Jun-11	Jul-11	Aug-11	Sep-11	Oct-11	Nov-11
9.0%	9.1%	8.7%	7.7%	8.1%	7.5%	8.8%	8.7%	11.3%	10.6%	9.9%	9.1%

EMPLOYMENT AND UNEMPLOYMENT IN BRISTOL											
Jun-11		Jul-11		Aug-11		Sep-11		Oct-11		Nov-11	
Emp.	Unemp.	Emp.	Unemp.	Emp.	Unemp.	Emp.	Unemp.	Emp.	Unemp.	Emp.	Unemp.
7,496	724	7,552	716	7,591	970	7,618	901	7,587	831	7,622	766



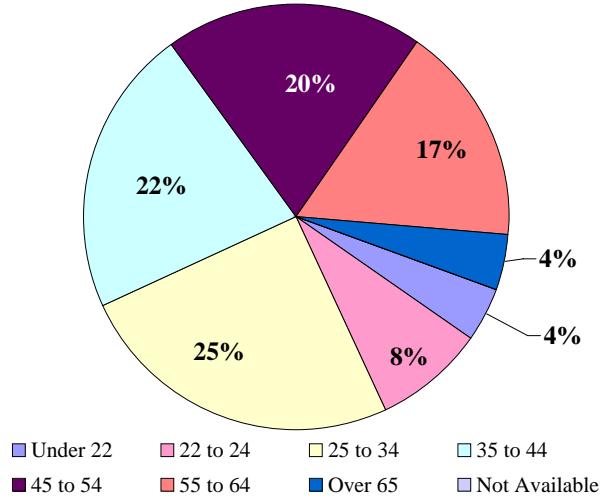
Characteristics of the Insured Unemployed

Bristol City, November 2011

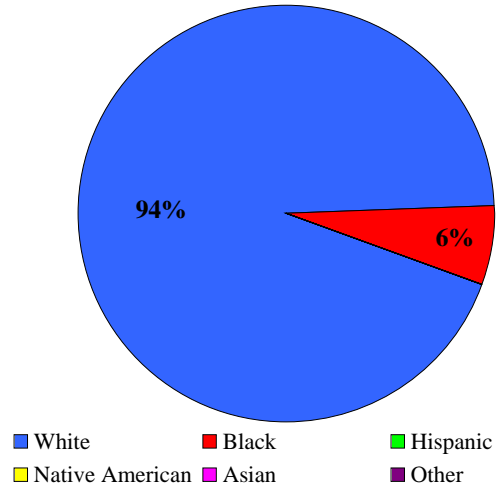
Civilian Workforce: 8,388 **Unemployed:** 9.1%

Unemployment by Gender: Male: 48% Female: 52%

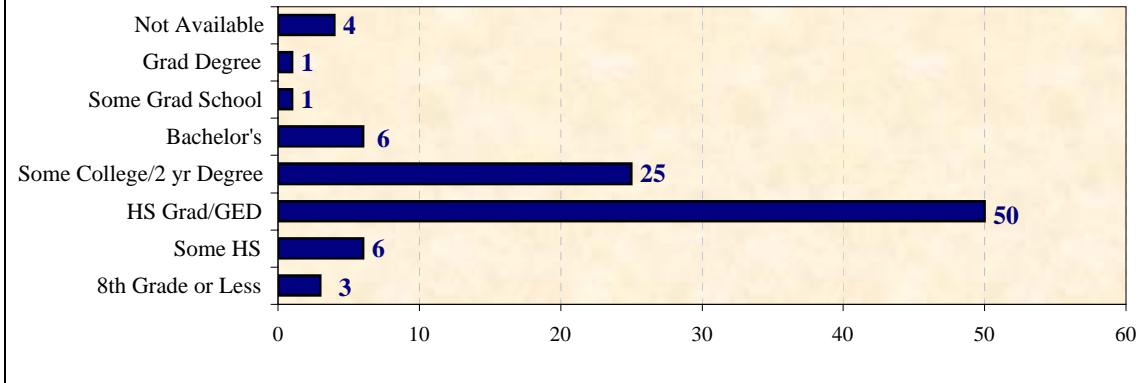
Unemployment by Age



Unemployment by Race



Unemployment by Educational Attainment



Source: Virginia Employment Commission

Compiled by: Virginia Economic Bridge, January 2012