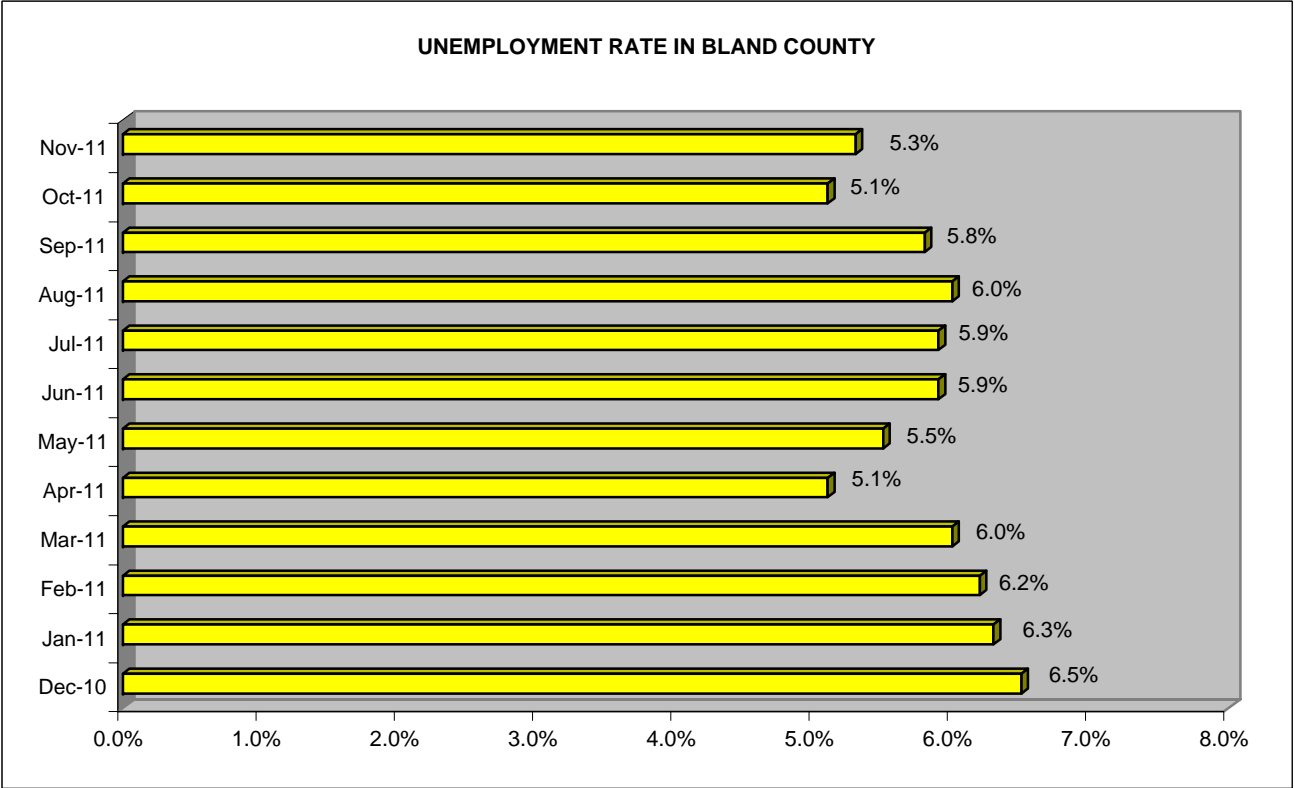


EMPLOYMENT IN BLAND COUNTY: Monthly											
Dec-10	Jan-11	Feb-11	Mar-11	Apr-11	May-11	Jun-11	Jul-11	Aug-11	Sep-11	Oct-11	Nov-11
6.5%	6.3%	6.2%	6.0%	5.1%	5.5%	5.9%	5.9%	6.0%	5.8%	5.1%	5.3%

EMPLOYMENT AND UNEMPLOYMENT IN BLAND COUNTY											
Jun-11		Jul-11		Aug-11		Sep-11		Oct-11		Nov-11	
Emp.	Unemp.	Emp.	Unemp.	Emp.	Unemp.	Emp.	Unemp.	Emp.	Unemp.	Emp.	Unemp.
3,424	214	3,370	213	3,342	213	3,323	204	3,451	186	3,459	192



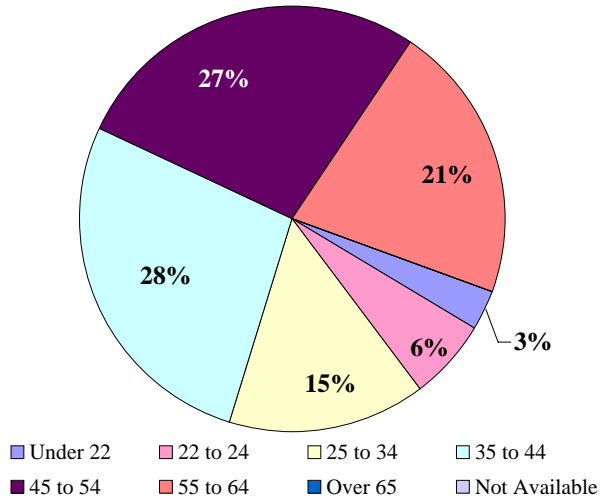
Characteristics of the Insured Unemployed

Bland County, November 2011

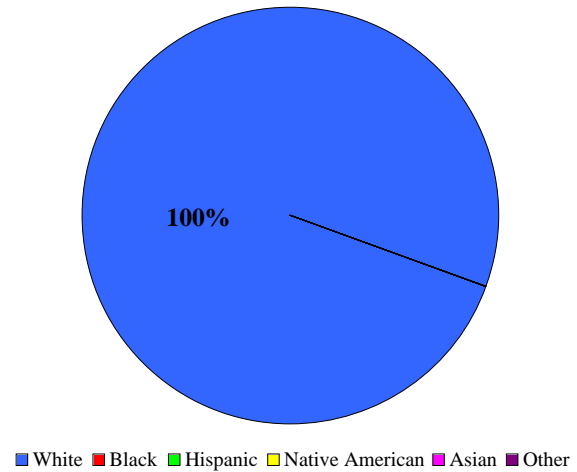
Civilian Workforce: 3,651 Unemployed: 5.3%

Unemployment by Gender: Male: 45% Female: 55%

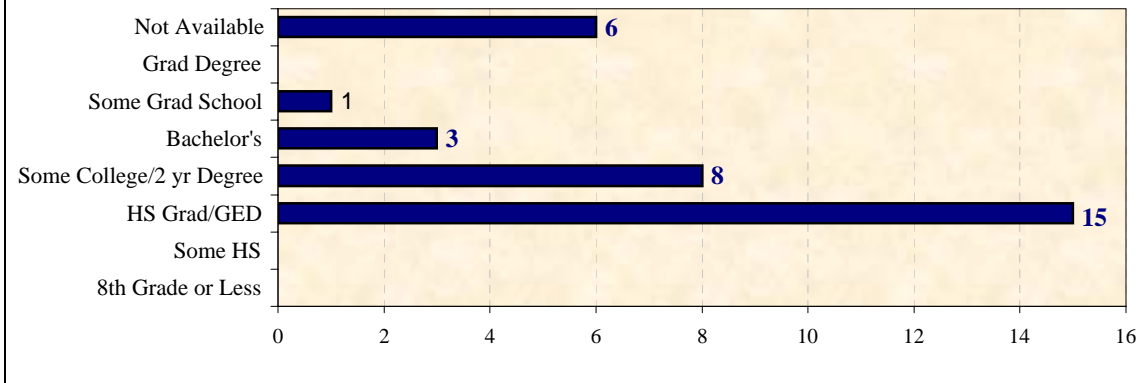
Unemployment by Age



Unemployment by Race



Unemployment by Educational Attainment



Source: Virginia Employment Commission

Compiled by: Virginia Economic Bridge, January 2012