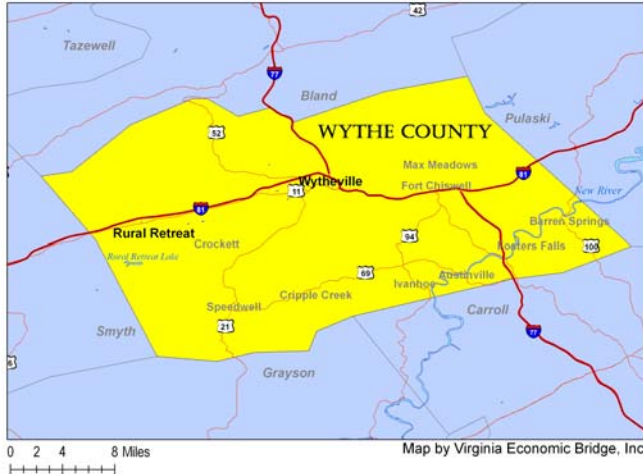


A Quick Look at...

Wythe County, Virginia



Location: 36.92107 N, 81.08504 W

Size: 469 sq. miles

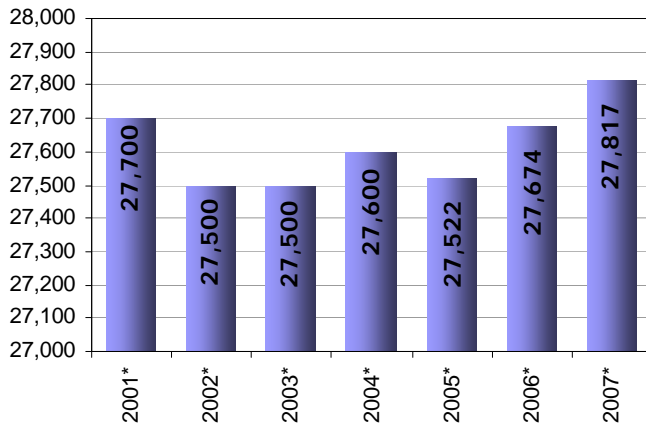
Population: 27,817

Population Density: 59.3 people/sq. mile

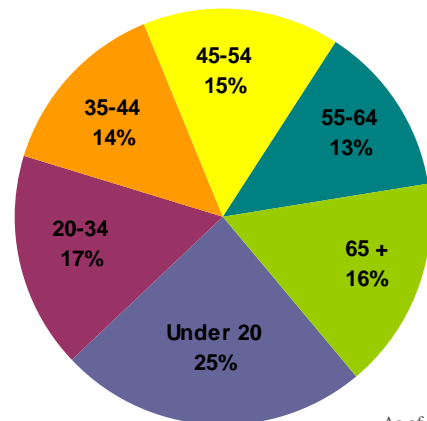
Towns & Communities:

Austinville, Barren Springs, Cripple Creek, Crockett, Fort Chiswell, Foster Falls, Ivanhoe, Max Meadows, Rural Retreat, Speedwell, Wytheville

Population

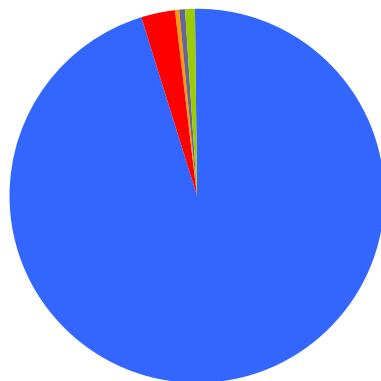


Population by Age



As of 2007

Median Age: 40.4



Population By Race

- 95.4% White
- 3.1% Black/African American
- 0.2% American Indian/Alaska Native
- 0.6% Asian
- 0.0% Native Pacific Islander
- 0.8% Some other race

As of 2007

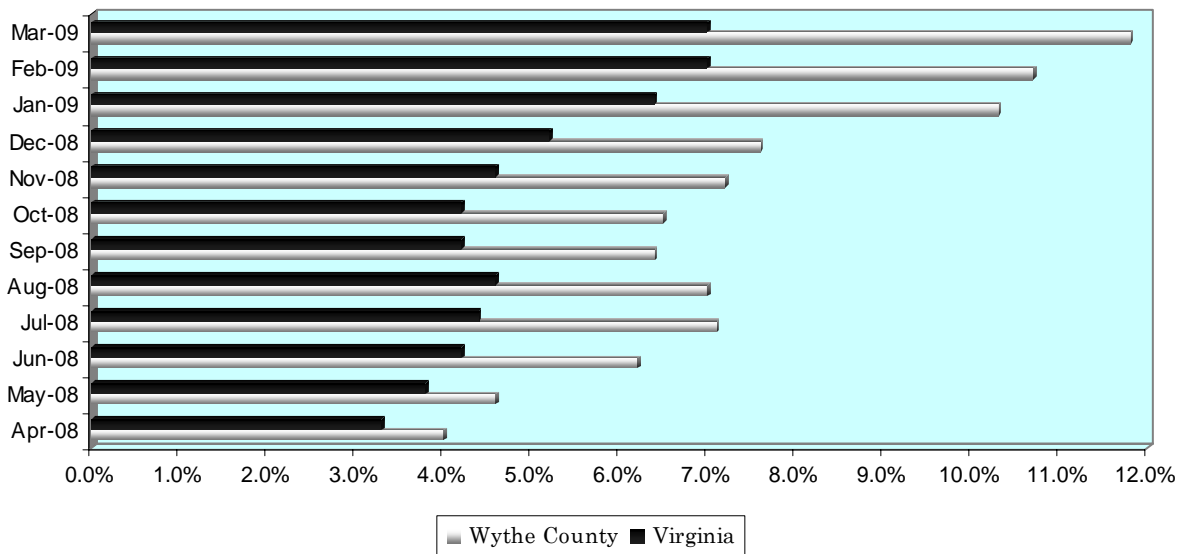
A Quick Look at...

Wythe County, Virginia

Housing Statistics*			
Value (owner occupied)		Gross Rent (renter occupied)	
5,706 units		2,520 units	
Less than \$50,000	22.9%	Less than \$200	12.4%
\$50,000 to \$99,999	48.9%	\$200 to \$299	13.4%
\$100,000 to \$149,999	17.8%	\$300 to \$499	41.0%
\$150,000 to \$199,999	7.9%	\$500 to \$749	17.3%
\$200,000 to \$299,999	1.7%	\$750 to \$999	4.0%
\$300,000 to \$499,999	0.6%	\$1,000 to \$1,499	0.4%
\$500,000 to \$999,999	0.2%	\$1,500 or more	0.6%
\$1,000,000 or more	0.0%	No cash rent	11.0%
Median Value: \$77,300		Median Rent: \$401	

* As of 2000 Census

UNEMPLOYMENT RATE: April '08 – March '09



Educational Attainment * (percentage of population 25 and older who have earned)

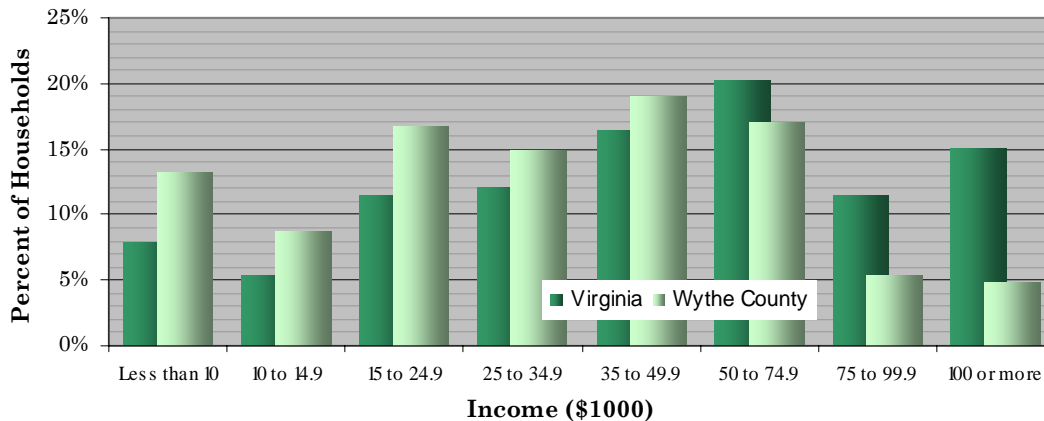
No Diploma	High School Diploma (or GED)	Some College (no degree)	Associate's Degree	Bachelor's Degree (or higher)
29.8%	32.4%	18.1%	7.5%	12.1%

* As of 2000 Census

A Quick Look at...

Wythe County, Virginia

Household Income (2000 Census)



Median Income (2007): \$59,575 Virginia \$38,032 Wythe County

Employment by Sector (3 rd Quarter 2008)		Employment by Occupation (2000 Census)	
Natural Resources and Mining	1.6%	Management and professional	20.9%
Construction	4.5%	Service	17.2%
Manufacturing	20.1%	Sales and office	22.3%
Trade, Transportation and Utilities	23.2%	Farming, fishing, and forestry	0.9%
Information	0.7%	Construction	10.7%
Financial Activities	2.7%	Production, transportation, and material moving	28.0%
Professional and Business Services	5.8%		
Education and Health Services	20.7%		
Leisure and Hospitality	13.9%		
Other Services	2.0%		
Public Administration	4.6%		
* Information unavailable		Total employment: 12,538	

Average Weekly Wage By Sector
(3rd Quarter 2008)

