

A Quick Look at...

Washington County, Virginia



Location: 36.72422 N, 81.96117 W

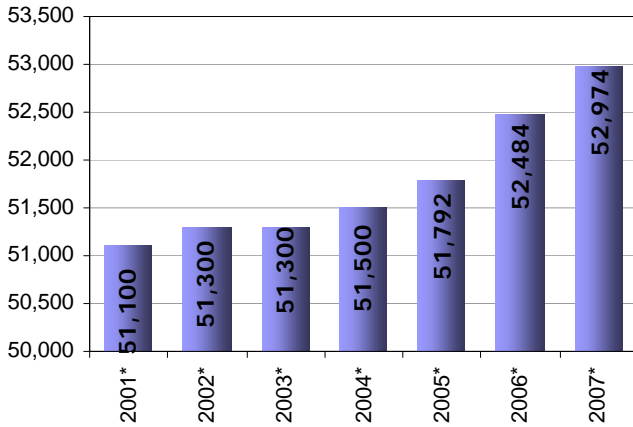
Size: 560 sq. miles

Population: 52,974

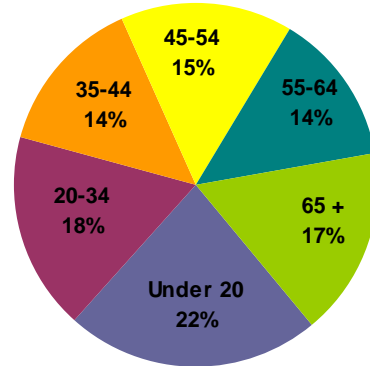
Population Density: 94.6 people/sq. mile

Towns & Communities:
Abingdon, Damascus, Emory, Glade Spring, Meadowview, Mendota, Saltville

Population

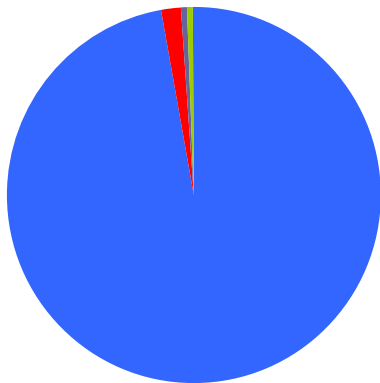


Population by Age



As of 2007

Median Age: 41.1



Population By Race

- 97.1% White
- 1.7% Black/African American
- 0.1% American Indian/Alaska Native
- 0.4% Asian
- 0.0% Native Pacific Islander
- 0.6% Some other race

As of 2007

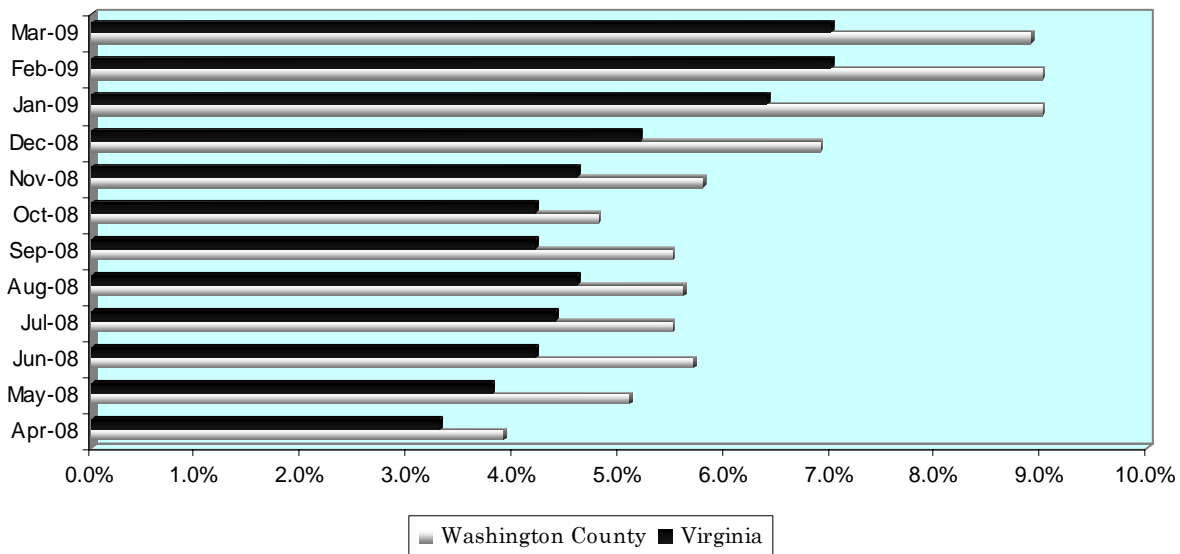
A Quick Look at...

Washington County, Virginia

Housing Statistics*			
Value (owner occupied)		Gross Rent (renter occupied)	
11,004 units		4,529 units	
Less than \$50,000	13.4%	Less than \$200	6.4%
\$50,000 to \$99,999	46.5%	\$200 to \$299	13.2%
\$100,000 to \$149,999	23.5%	\$300 to \$499	42.2%
\$150,000 to \$199,999	8.4%	\$500 to \$749	21.5%
\$200,000 to \$299,999	5.2%	\$750 to \$999	2.9%
\$300,000 to \$499,999	2.4%	\$1,000 to \$1,499	0.2%
\$500,000 to \$999,999	0.6%	\$1,500 or more	0.0%
\$1,000,000 or more	0.1%	No cash rent	13.5%
Median Value: \$90,400		Median Rent: \$412	

* As of 2000 Census

UNEMPLOYMENT RATE: April '08 – March '09



Educational Attainment * (percentage of population 25 and older who have earned)

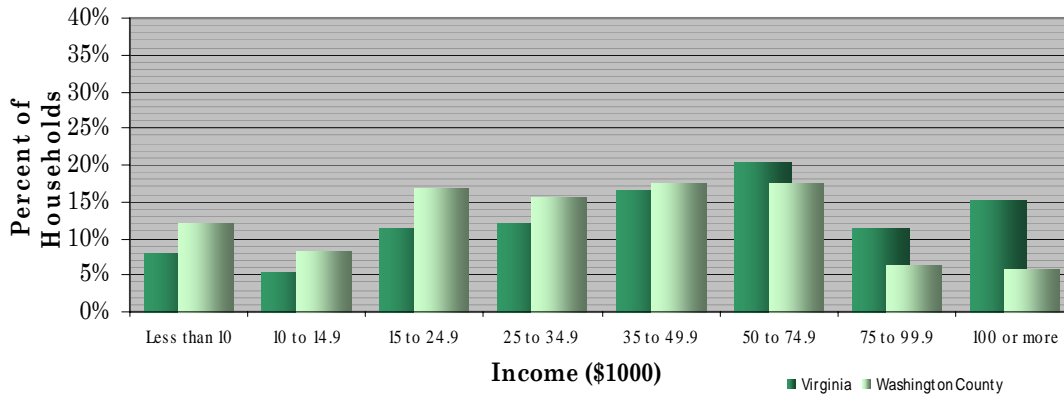
No Diploma	High School Diploma (or GED)	Some College (no degree)	Associate's Degree	Bachelor's Degree (or higher)
27.7%	31.2%	18.3%	6.7%	16.1%

* As of 2000 Census

A Quick Look at...

Washington County, Virginia

Household Income (2000 Census)



Median Income (2007): \$59,575 Virginia \$39,148 Washington County

Employment by Sector (3 rd Quarter 2008)		Employment by Occupation (2000 Census)	
Natural Resources and Mining	1.1%	Management and professional	27.6%
Construction	4.3%	Service	12.0%
Manufacturing	19.6%	Sales and office	25.8%
Trade, Transportation and Utilities	24.3%	Farming, fishing, and forestry	1.0%
Information	0.9%	Construction	10.5%
Financial Activities	3.0%	Production, transportation, and material moving	23.0%
Professional and Business Services	7.9%		
Education and Health Services	21.7%		
Leisure and Hospitality	9.4%		
Other Services	2.8%		
Public Administration	4.9%		
* Information unavailable		Total employment: 20,329	

Average Weekly Wage By Sector

(3rd Quarter 2008)

