

A Quick Look at...

Smyth County, Virginia



Location: 36.84495 N, 81.53354 W

Size: 435 sq. miles

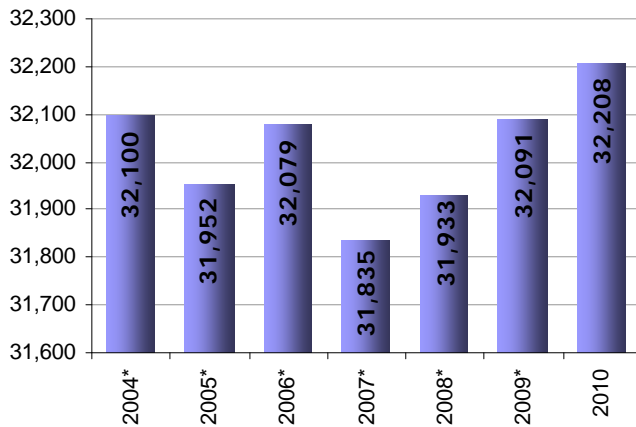
Population: 32,208

Population Density: 74.0 people/sq. mile

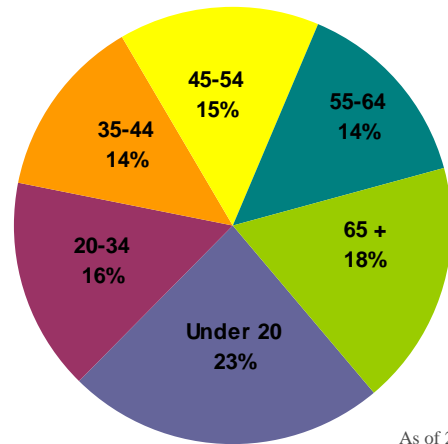
Towns & Communities:

Atkins, Broadford, Chilhowie, Marion, Saltville, Seven Mile Ford, Sugar Grove

Population

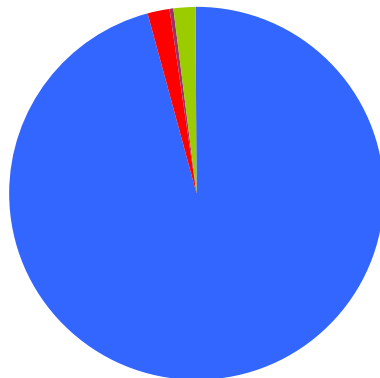


Population by Age



As of 2010

Median Age: 43.1



Population By Race

- 95.8% White
- 2.0% Black/African American
- 0.1% American Indian/Alaska Native
- 0.3% Asian
- 0.0% Native Pacific Islander
- 1.8% Some other race

As of 2010

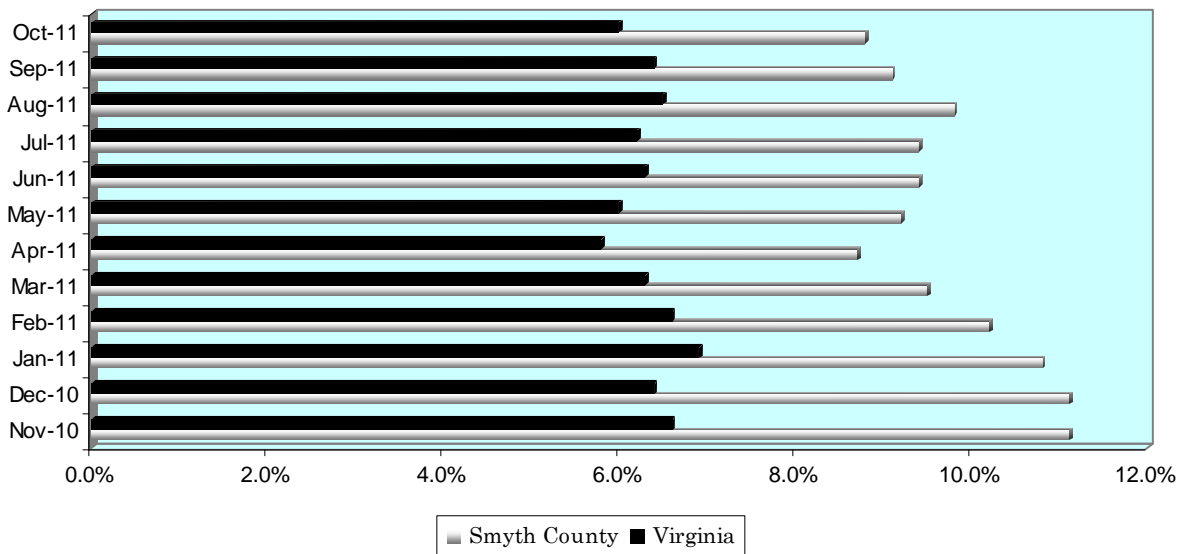
A Quick Look at...

Smyth County, Virginia

Housing Statistics*			
Value (owner occupied)		Gross Rent (renter occupied)	
9,691 units		3,480 units	
Less than \$50,000	23.7%	Less than \$200	3.0%
\$50,000 to \$99,999	37.0%	\$200 to \$299	3.4%
\$100,000 to \$149,999	20.6%	\$300 to \$499	34.8%
\$150,000 to \$199,999	8.3%	\$500 to \$749	27.2%
\$200,000 to \$299,999	6.6%	\$750 to \$999	2.8%
\$300,000 to \$499,999	2.3%	\$1,000 to \$1,499	1.6%
\$500,000 to \$999,999	1.1%	\$1,500 or more	0.0%
\$1,000,000 or more	0.4%	No cash rent	27.3%
Median Value: \$85,500		Median Rent: \$477	

* As of 2005-2009 American Community Survey

UNEMPLOYMENT RATE: November '10 – October '11



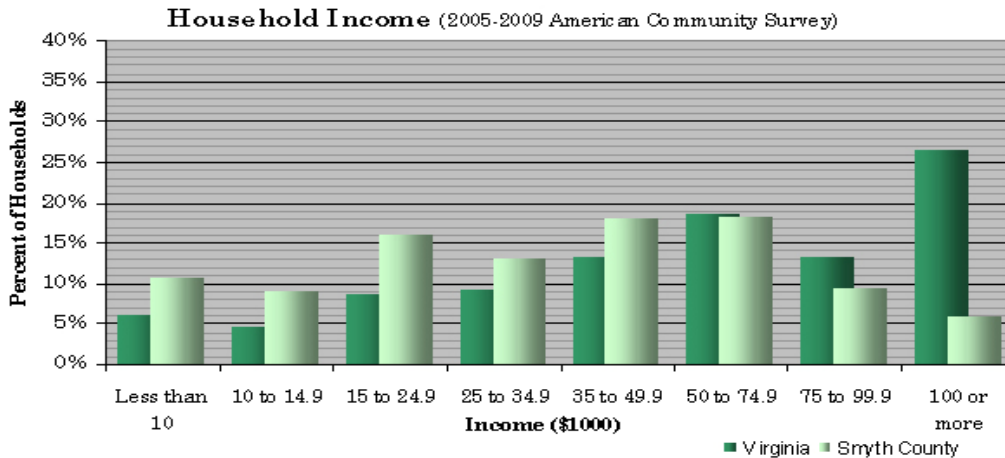
Educational Attainment * (percentage of population 25 and older who have earned)

No Diploma	High School Diploma (or GED)	Some College (no degree)	Associate's Degree	Bachelor's Degree (or higher)
23.8%	36.5%	17.6%	8.7%	13.3%

* As of 2005-2009 American Community Survey

A Quick Look at...

Smyth County, Virginia



Median Income: \$60,316 Virginia \$36,103 Smyth County

Employment by Sector (1 st Quarter 2011)		Employment by Occupation (05-09 ACS)	
Natural Resources and Mining	0.4%	Management and professional	27.8%
Construction	3.1%	Service	16.8%
Manufacturing	28.5%	Sales and office	19.7%
Trade, Transportation and Utilities	15.3%	Farming, fishing, and forestry	1.3%
Information	0.9%	Construction	8.7%
Financial Activities	2.1%	Production, transportation, and material moving	25.7%
Professional and Business Services	6.1%		
Education and Health Services	29.6%		
Leisure and Hospitality	6.6%		
Other Services	1.7%		
Public Administration	5.7%		
* Information unavailable		Total employment: 11,429	

Average Weekly Wage By Sector (1st Quarter 2011)

