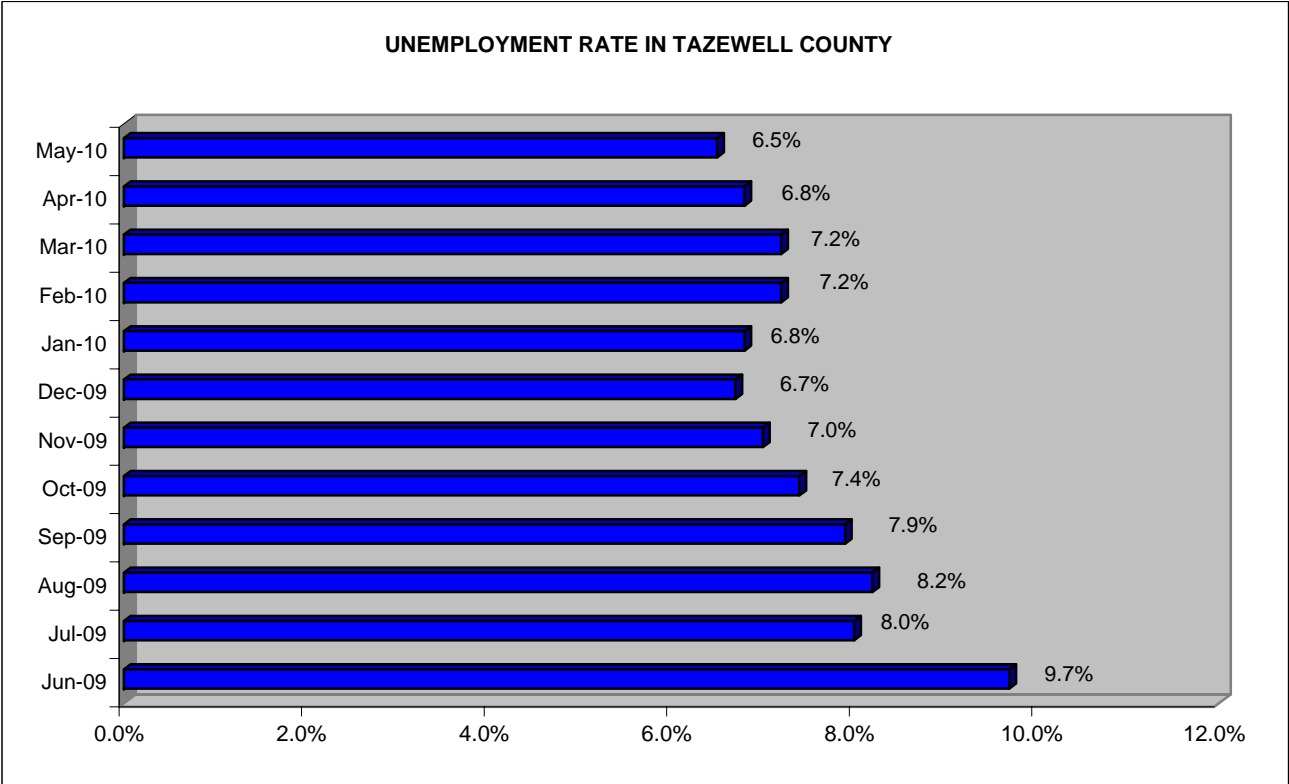


UNEMPLOYMENT IN TAZEWELL COUNTY: Monthly											
Jun-09	Jul-09	Aug-09	Sep-09	Oct-09	Nov-09	Dec-09	Jan-10	Feb-10	Mar-10	Apr-10	May-10
9.7%	8.0%	8.2%	7.9%	7.4%	7.0%	6.7%	6.8%	7.2%	7.2%	6.8%	6.5%

EMPLOYMENT AND UNEMPLOYMENT IN TAZEWELL COUNTY											
Dec-09		Jan-10		Feb-10		Mar-10		Apr-10		May-10	
Emp.	Unemp.	Emp.	Unemp.	Emp.	Unemp.	Emp.	Unemp.	Emp.	Unemp.	Emp.	Unemp.
19,674	1,406	19,718	1,436	19,760	1,531	19,740	1,525	19,491	1,429	19,513	1,366

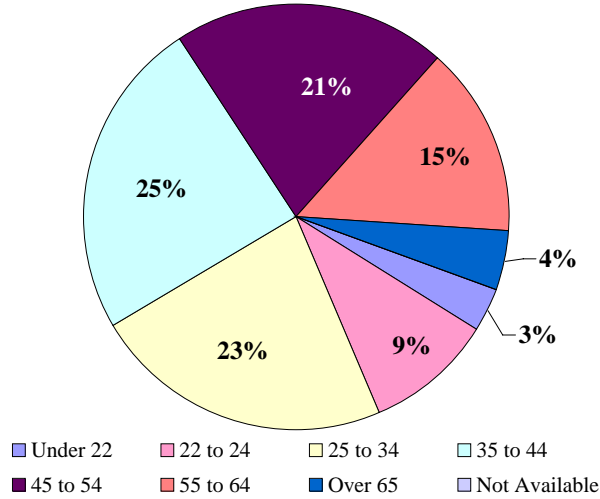


Characteristics of the Insured Unemployed

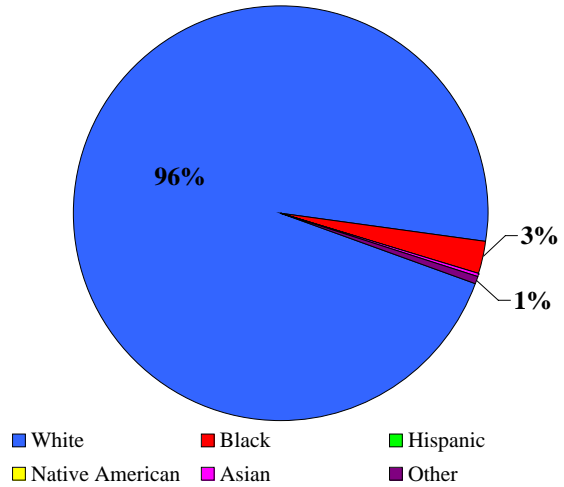
Tazewell County, May 2010

Civilian Workforce: 20,879 **Unemployed:** 6.5% **Unemployment by Gender:** Male: 59% Female: 41%

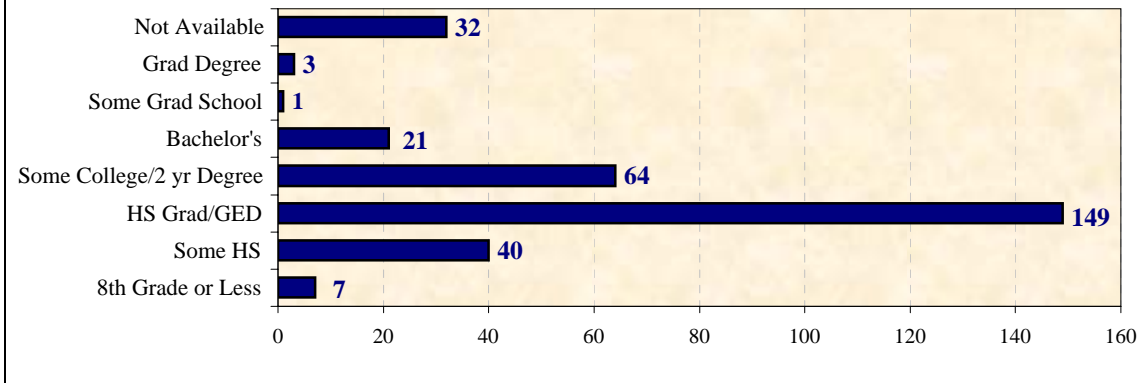
Unemployment by Age



Unemployment by Race



Unemployment by Educational Attainment



Source: Virginia Employment Commission
 Compiled by: Virginia Economic Bridge, July 2010