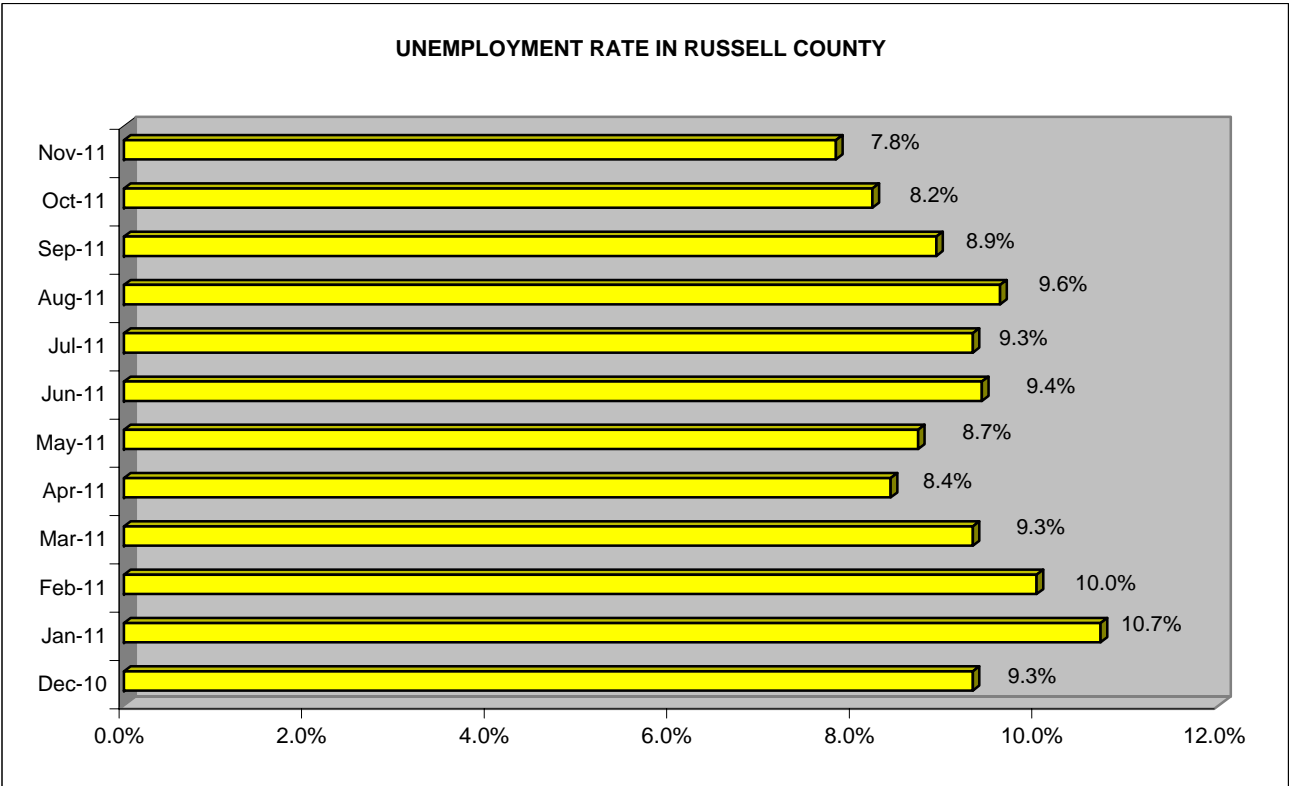


UNEMPLOYMENT IN RUSSELL COUNTY: Monthly											
Dec-10	Jan-11	Feb-11	Mar-11	Apr-11	May-11	Jun-11	Jul-11	Aug-11	Sep-11	Oct-11	Nov-11
9.3%	10.7%	10.0%	9.3%	8.4%	8.7%	9.4%	9.3%	9.6%	8.9%	8.2%	7.8%

EMPLOYMENT AND UNEMPLOYMENT IN RUSSELL COUNTY											
Jun-11		Jul-11		Aug-11		Sep-11		Oct-11		Nov-11	
Emp.	Unemp.	Emp.	Unemp.	Emp.	Unemp.	Emp.	Unemp.	Emp.	Unemp.	Emp.	Unemp.
11,054	1,144	10,761	1,104	10,602	1,123	11,148	1,095	11,440	1,021	11,350	965

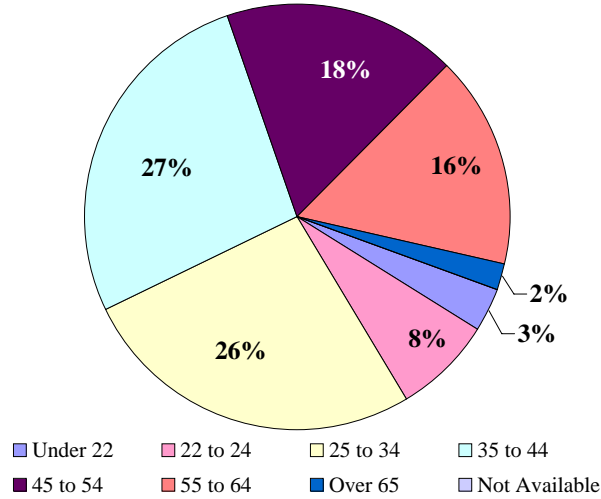


Characteristics of the Insured Unemployed

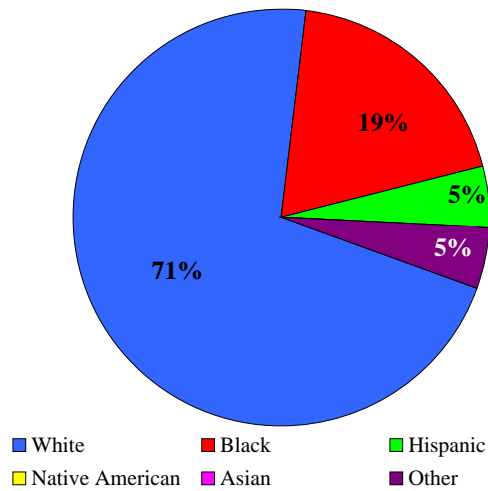
Russell County, November 2011

Civilian Workforce: 12,315 **Unemployed:** 7.8% **Unemployment by Gender:** Male: 61% Female: 39%

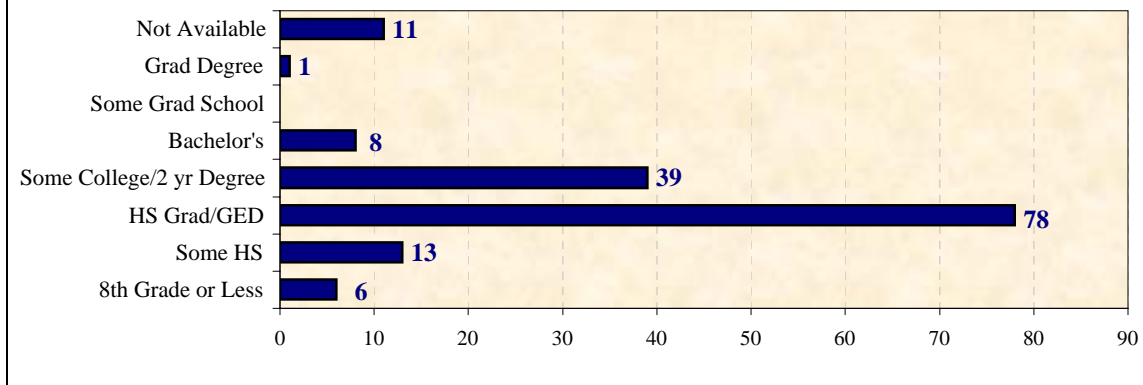
Unemployment by Age



Unemployment by Race



Unemployment by Educational Attainment



Source: Virginia Employment Commission
 Compiled by: Virginia Economic Bridge, January 2012