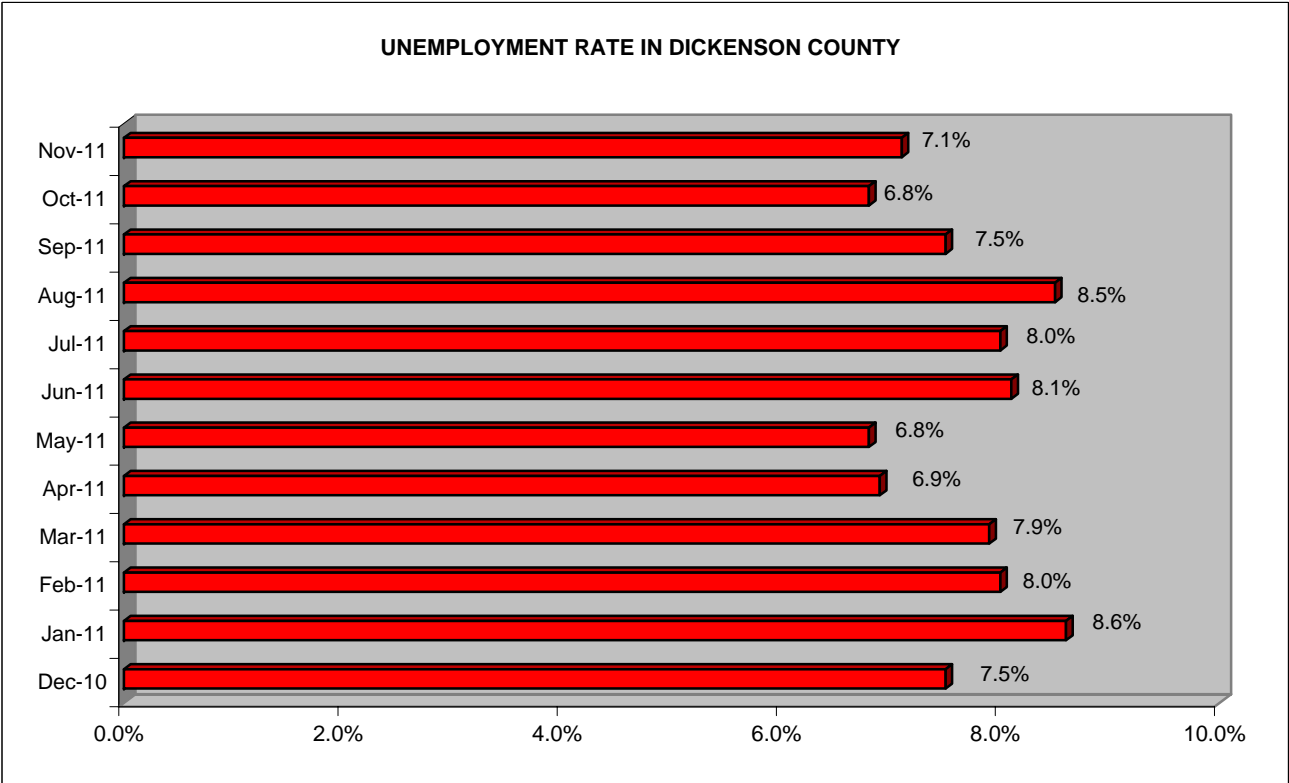


UNEMPLOYMENT IN DICKENSON COUNTY: Monthly											
Dec-10	Jan-11	Feb-11	Mar-11	Apr-11	May-11	Jun-11	Jul-11	Aug-11	Sep-11	Oct-11	Nov-11
7.5%	8.6%	8.0%	7.9%	6.9%	6.8%	8.1%	8.0%	8.5%	7.5%	6.8%	7.1%

EMPLOYMENT AND UNEMPLOYMENT IN DICKENSON COUNTY											
Jun-11		Jul-11		Aug-11		Sep-11		Oct-11		Nov-11	
Emp.	Unemp.	Emp.	Unemp.	Emp.	Unemp.	Emp.	Unemp.	Emp.	Unemp.	Emp.	Unemp.
6,324	559	6,195	539	6,188	573	6,451	524	6,645	485	6,637	504



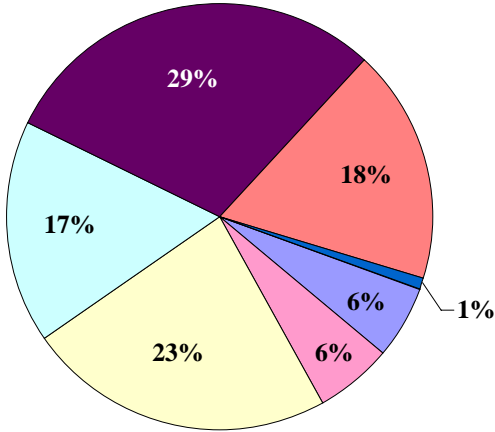
Characteristics of the Insured Unemployed

Dickenson County, November 2011

Civilian Workforce: 7,141 **Unemployed:** 7.1%

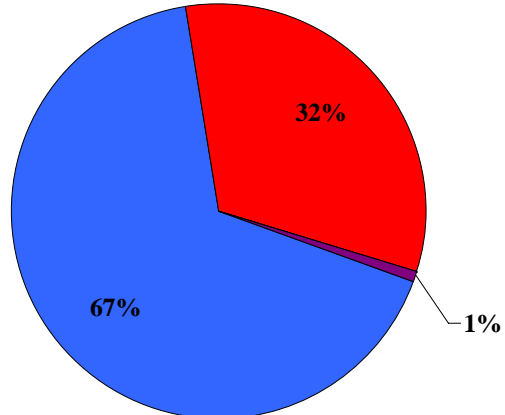
Unemployment by Gender: Male: 70% Female: 30%

Unemployment by Age



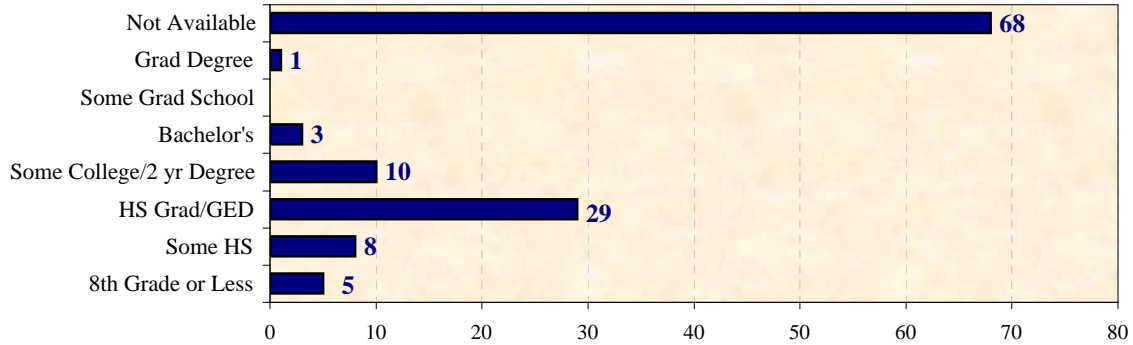
■ Under 22 ■ 22 to 24 ■ 25 to 34 ■ 35 to 44
■ 45 to 54 ■ 55 to 64 ■ Over 65 ■ Not Available

Unemployment by Race



■ White ■ Black ■ Hispanic
■ Native American ■ Asian ■ Other

Unemployment by Educational Attainment



Source: Virginia Employment Commission

Compiled by: Virginia Economic Bridge, January 2012