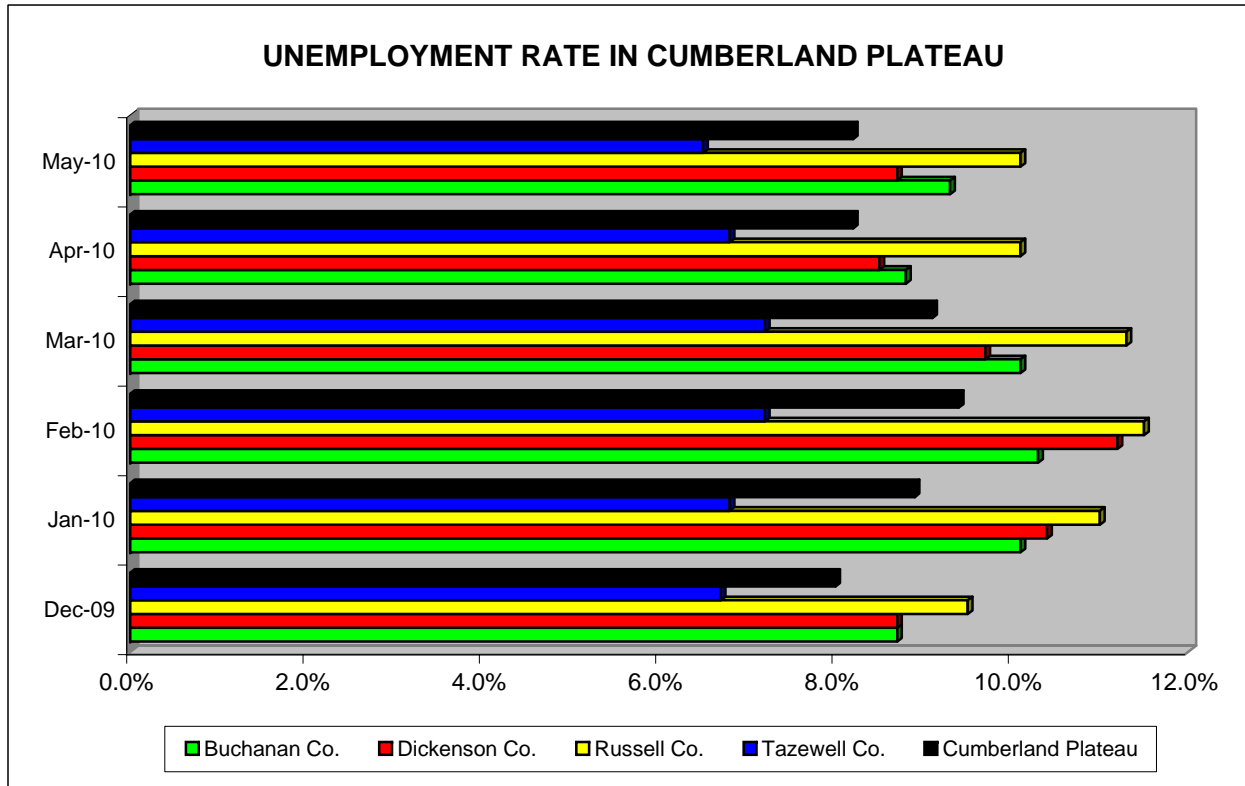


PD/County	Dec-09	Jan-10	Feb-10	Mar-10	Apr-10	May-10
Buchanan Co.	8.7%	10.1%	10.3%	10.1%	8.8%	9.3%
Dickenson Co.	8.7%	10.4%	11.2%	9.7%	8.5%	8.7%
Russell Co.	9.5%	11.0%	11.5%	11.3%	10.1%	10.1%
Tazewell Co.	6.7%	6.8%	7.2%	7.2%	6.8%	6.5%
Cumberland Plateau	8.0%	8.9%	9.4%	9.1%	8.2%	8.2%



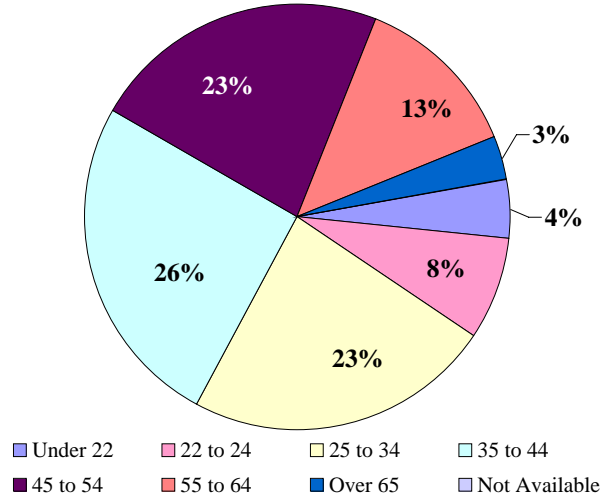
Characteristics of the Insured Unemployed

Cumberland Plateau PD, May 2010

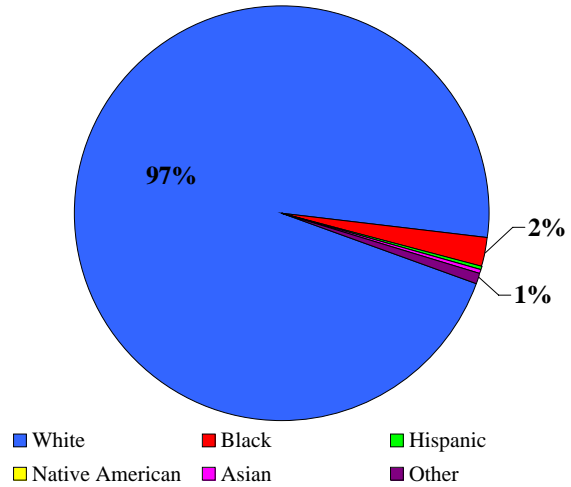
Civilian Workforce: 48,330 **Unemployed:** 8.2%

Unemployment by Gender: Male: 62% Female: 38%

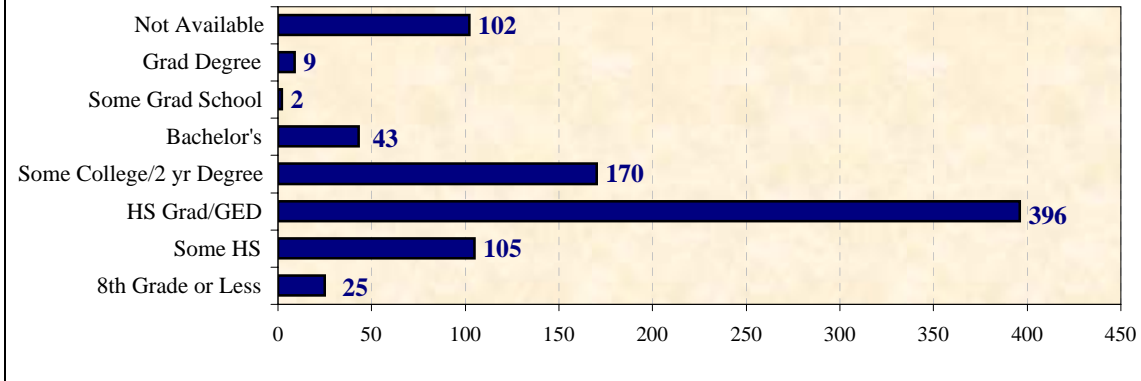
Unemployment by Age



Unemployment by Race



Unemployment by Educational Attainment



Source: Virginia Employment Commission

Compiled by: Virginia Economic Bridge, July 2010