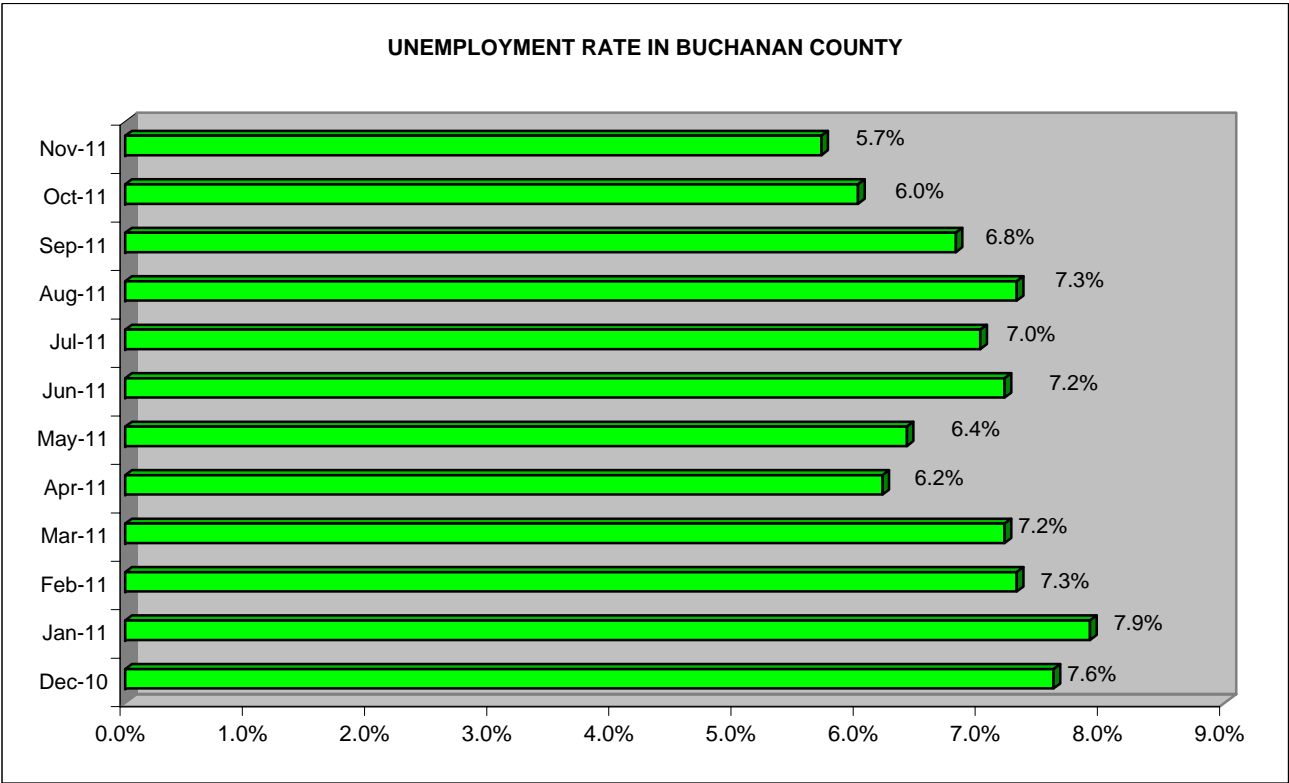


UNEMPLOYMENT IN BUCHANAN COUNTY: Monthly											
Dec-10	Jan-11	Feb-11	Mar-11	Apr-11	May-11	Jun-11	Jul-11	Aug-11	Sep-11	Oct-11	Nov-11
7.6%	7.9%	7.3%	7.2%	6.2%	6.4%	7.2%	7.0%	7.3%	6.8%	6.0%	5.7%

EMPLOYMENT AND UNEMPLOYMENT IN BUCHANAN COUNTY											
Jun-11		Jul-11		Aug-11		Sep-11		Oct-11		Nov-11	
Emp.	Unemp.	Emp.	Unemp.	Emp.	Unemp.	Emp.	Unemp.	Emp.	Unemp.	Emp.	Unemp.
8,848	684	8,884	666	8,791	690	9,012	658	9,214	586	9,237	562



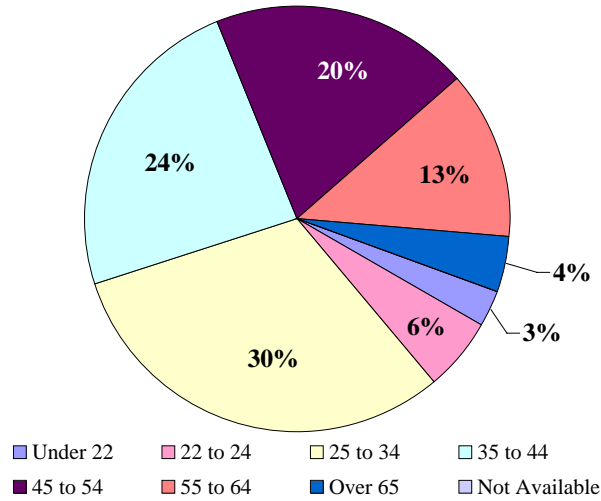
## Characteristics of the Insured Unemployed

**Buchanan County, November 2011**

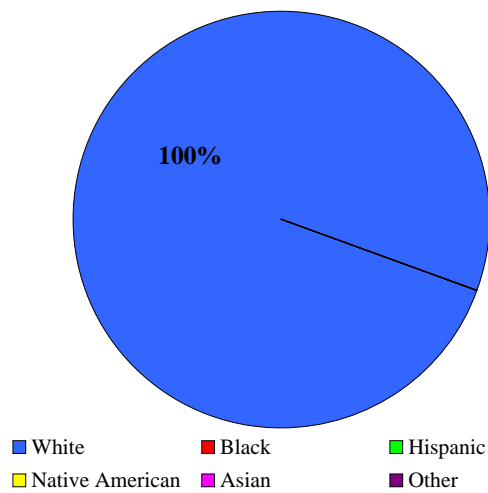
**Civilian Workforce:** 9,799    **Unemployed:** 5.7%

**Unemployment by Gender:** Male: 59%    Female: 41%

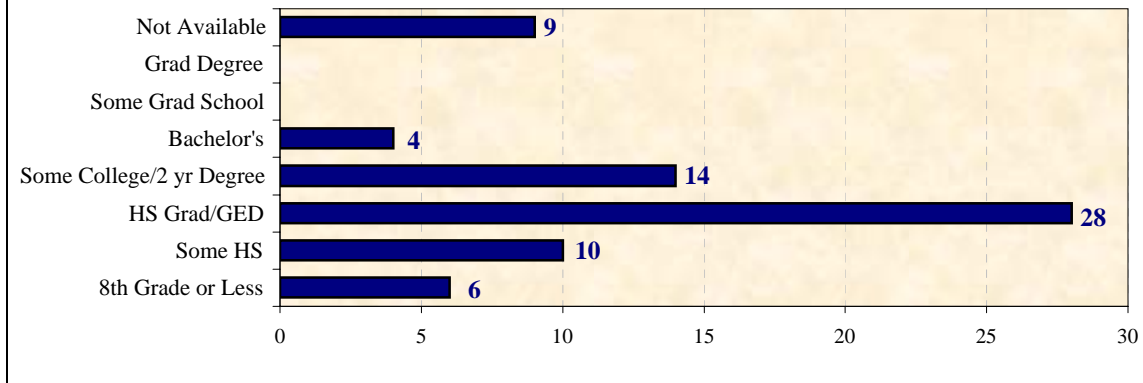
**Unemployment by Age**



**Unemployment by Race**



**Unemployment by Educational Attainment**



Source: Virginia Employment Commission

Compiled by: Virginia Economic Bridge, January 2012