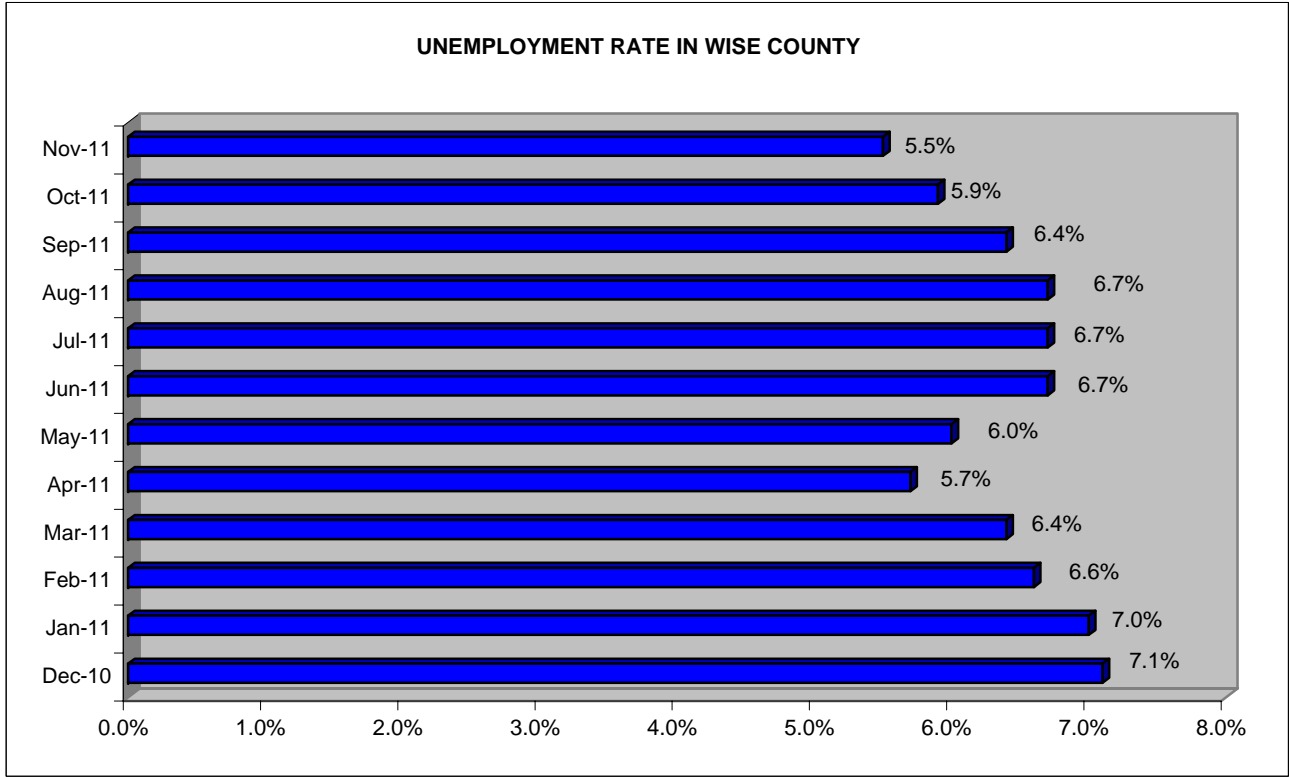


EMPLOYMENT IN WISE COUNTY: Monthly											
Dec-10	Jan-11	Feb-11	Mar-11	Apr-11	May-11	Jun-11	Jul-11	Aug-11	Sep-11	Oct-11	Nov-11
7.1%	7.0%	6.6%	6.4%	5.7%	6.0%	6.7%	6.7%	6.7%	6.4%	5.9%	5.5%

EMPLOYMENT AND UNEMPLOYMENT IN WISE COUNTY											
Jun-11		Jul-11		Aug-11		Sep-11		Oct-11		Nov-11	
Emp.	Unemp.	Emp.	Unemp.	Emp.	Unemp.	Emp.	Unemp.	Emp.	Unemp.	Emp.	Unemp.
19,484	1,410	19,089	1,381	19,065	1,380	19,876	1,351	20,474	1,284	20,449	1,193



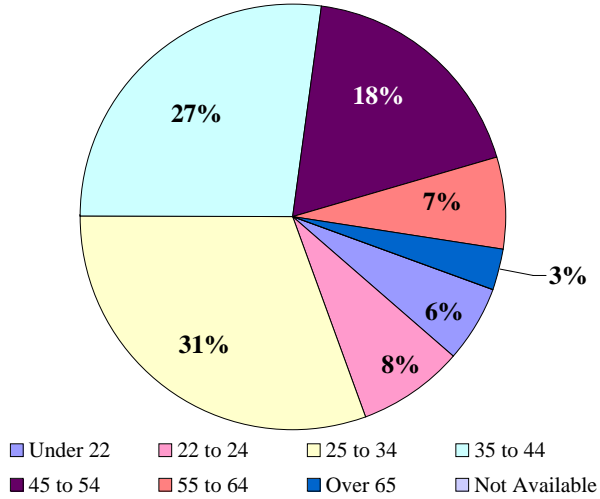
Characteristics of the Insured Unemployed

Wise County, November 2011

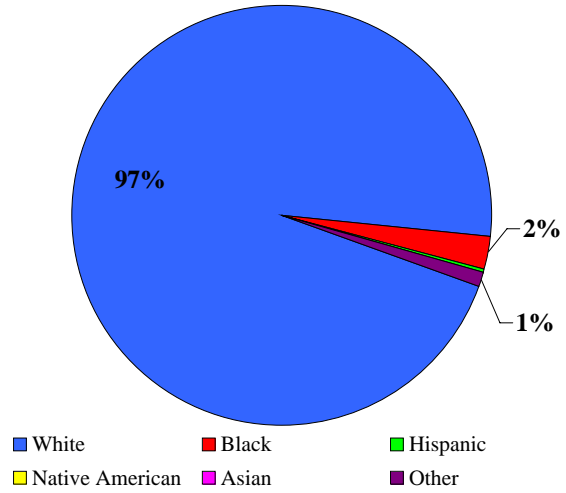
Civilian Workforce: 21,642 Unemployed: 5.5%

Unemployment by Gender: Male: 70% Female: 30%

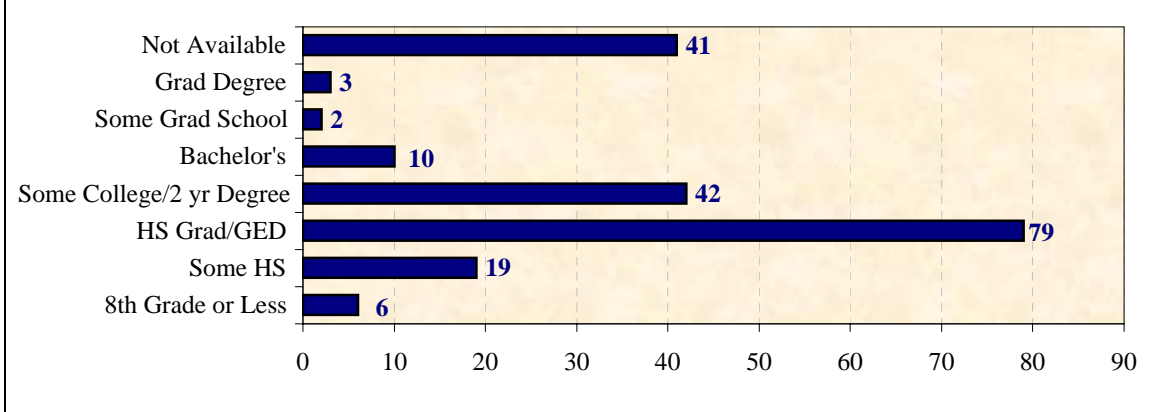
Unemployment by Age



Unemployment by Race



Unemployment by Educational Attainment



Source: Virginia Employment Commission

Compiled by: Virginia Economic Bridge, January 2012