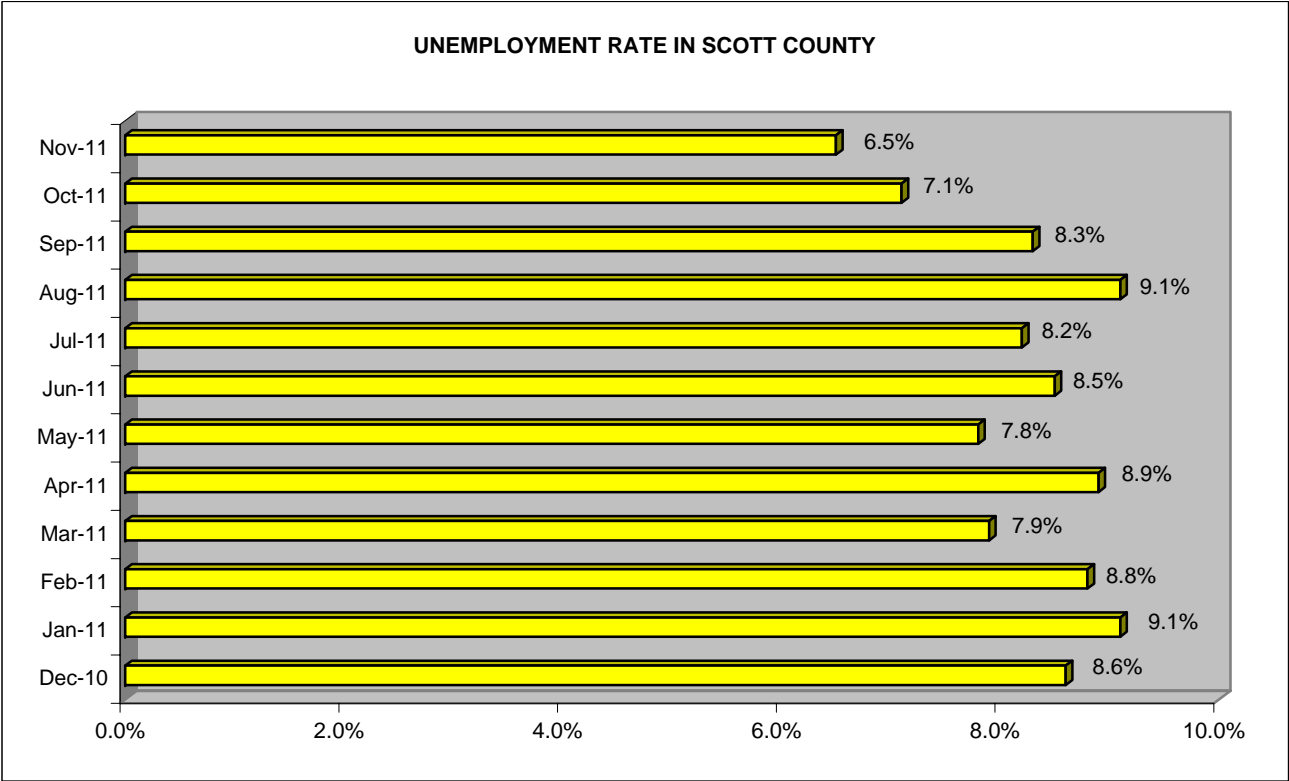


EMPLOYMENT IN SCOTT COUNTY: Monthly											
Dec-10	Jan-11	Feb-11	Mar-11	Apr-11	May-11	Jun-11	Jul-11	Aug-11	Sep-11	Oct-11	Nov-11
8.6%	9.1%	8.8%	7.9%	8.9%	7.8%	8.5%	8.2%	9.1%	8.3%	7.1%	6.5%

EMPLOYMENT AND UNEMPLOYMENT IN SCOTT COUNTY											
Jun-11		Jul-11		Aug-11		Sep-11		Oct-11		Nov-11	
Emp.	Unemp.	Emp.	Unemp.	Emp.	Unemp.	Emp.	Unemp.	Emp.	Unemp.	Emp.	Unemp.
9,141	846	9,209	826	9,257	929	9,290	843	9,251	711	9,294	648



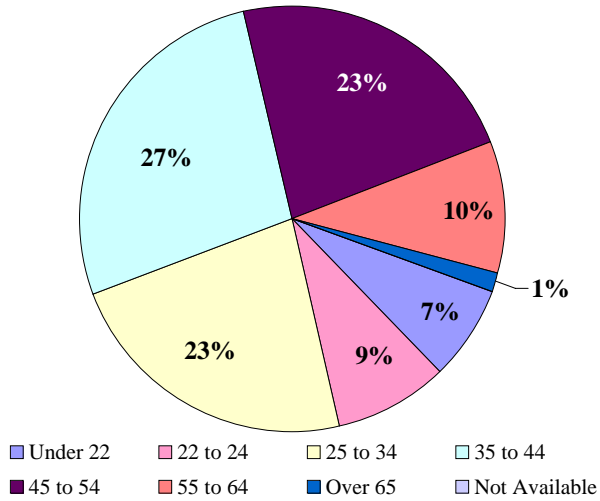
## Characteristics of the Insured Unemployed

**Scott County, November 2011**

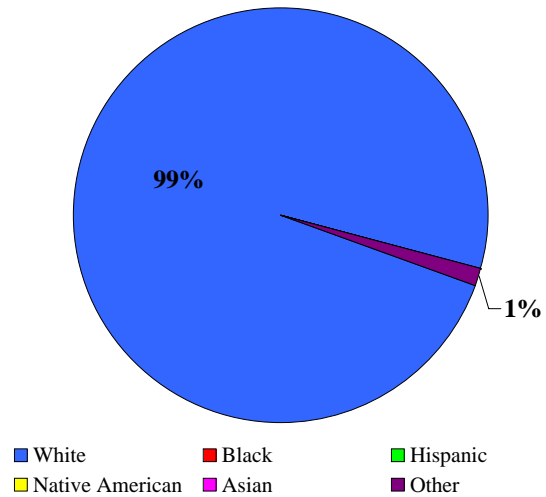
**Civilian Workforce: 9,942    Unemployed: 6.5%**

**Unemployment by Gender: Male: 67%    Female: 33%**

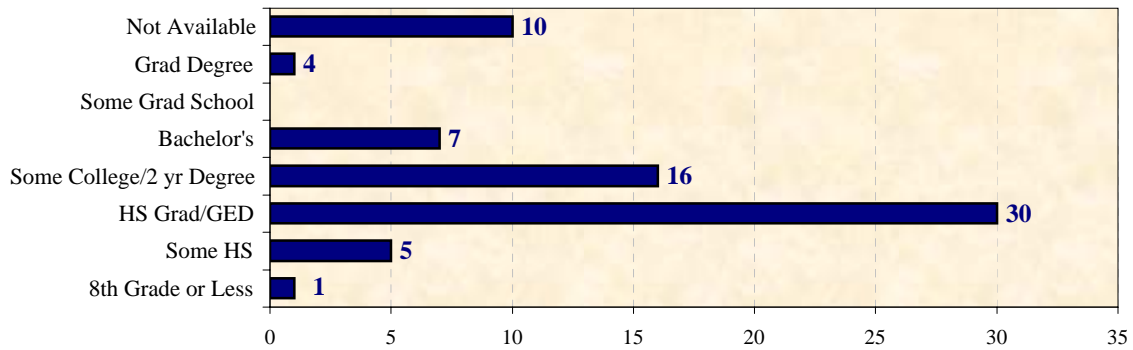
**Unemployment by Age**



**Unemployment by Race**



**Unemployment by Educational Attainment**



Source: Virginia Employment Commission

Compiled by: Virginia Economic Bridge, January 2012