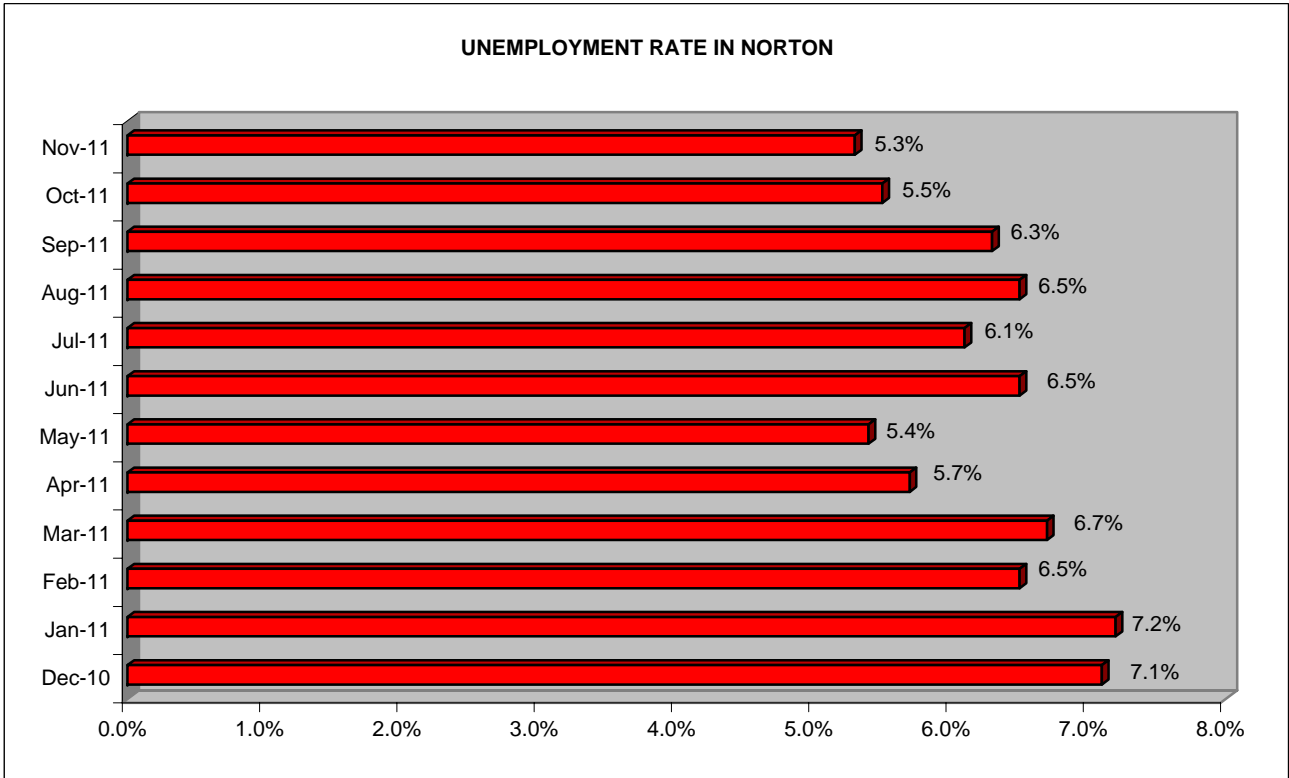


EMPLOYMENT IN NORTON: Monthly											
Dec-10	Jan-11	Feb-11	Mar-11	Apr-11	May-11	Jun-11	Jul-11	Aug-11	Sep-11	Oct-11	Nov-11
7.1%	7.2%	6.5%	6.7%	5.7%	5.4%	6.5%	6.1%	6.5%	6.3%	5.5%	5.3%

EMPLOYMENT AND UNEMPLOYMENT IN NORTON											
Jun-11		Jul-11		Aug-11		Sep-11		Oct-11		Nov-11	
Emp.	Unemp.	Emp.	Unemp.	Emp.	Unemp.	Emp.	Unemp.	Emp.	Unemp.	Emp.	Unemp.
1,735	121	1,700	111	1,698	119	1,770	118	1,823	107	1,821	102



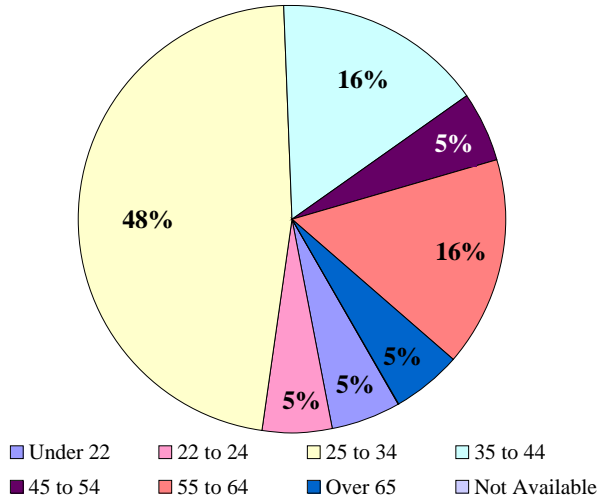
Characteristics of the Insured Unemployed

City of Norton, November 2011

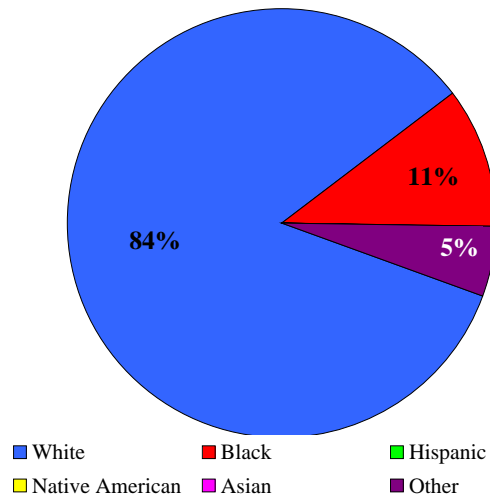
Civilian Workforce: 1,923 Unemployed: 5.3%

Unemployment by Gender: Male: 53% Female: 47%

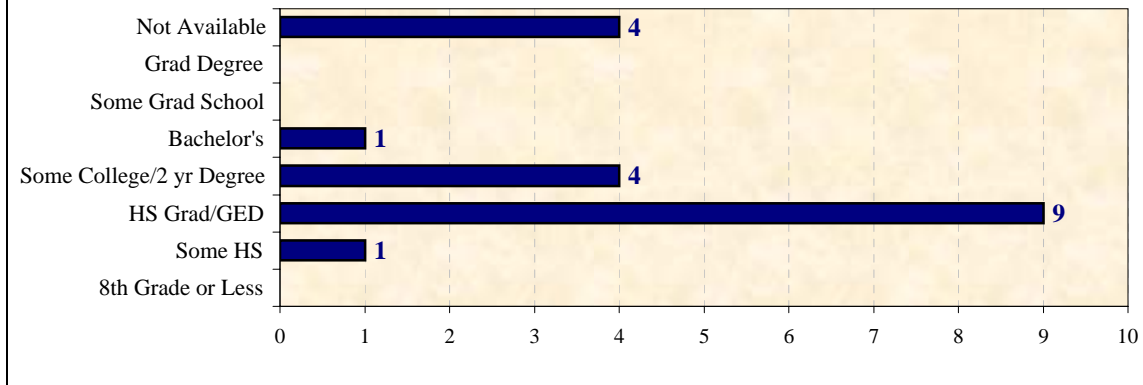
Unemployment by Age



Unemployment by Race



Unemployment by Educational Attainment



Source: Virginia Employment Commission

Compiled by: Virginia Economic Bridge, January 2012